



2016
WAKE

DEALER WORKBOOK



CABLESERIES

With softer flex patterns, faster rocker lines, chined rails, ES base and beefy sidewalls, the Cable Series lineup provides all the right elements to satisfy even the hardest-to-please cable park enthusiasts.



SHREDTOWN




WINDSOR



TERRAIN



REFLEX



CROSSOVERSERIES

Designed for riders who share their time between boat and cable riding, the Crossover Series features a blend of board characteristic like the ES base and medium flex patterns for features and rails as well as NACA Tech channels and aggressive edges for solid boat performance.



WHIP



OLI



RECOIL



PEARL



SUPER GROM



BOATSERIES

Featuring lighter, faster and thinner bases, more aggressive edges, elliptical concaves, center spines and advanced NACA channel technology, this lineup is designed for riders who spend their time behind boats.



PILL




NOMAD




RESPONSE

*** NOT ALL BOARDS IN EACH CATEGORY HAVE EVERY FEATURE MENTIONED.**

FLEXFINDER





NEW

G10 FORTIFIED FASTRACK

New for all 2016 Slingshot wakeboards is a revamped version of our industry-first Fastrack mounting system. The fortified G10 Fastrack is inlaid deeper into the board than our previous system and is locked in place by a thick layer of G10 - an insanely strong glass/epoxy composite. The result is a significantly stronger and more resilient Fastrack system built to withstand the ever-changing demands of the world's most progressive riders.

The upgraded G10 Fastrack layup is Slingshot's answer to the increasingly hard-core punishment many riders are dishing out to their boards. As riders push the limits of themselves and the sport, they also push the limits of their gear far beyond its factory specifications. Here at Slingshot we pride ourselves on helping riders take it to the absolute edge, and this upgrade is proof that we're dedicated to holding up our end of the bargain.



SLINGSHOT WHIP
SPECIALTY INDUSTRIES, LLC
SHERIDAN, COLORADO 80461
ATTENTION: CUSTOMER SERVICE
PHONE: 800-547-7639
143
MADE IN THE USA





SLINGSHOT

2016
BOARDS

SHREDTOWN [PRO MODEL]



135 / 139 / 143cm **SKU# 16270**

Alliance Riders of the Year, Video of the Year, Video of the Year, The Shredtown Jamboree, X-Games Real Wake ... need we say more? The Shredtown Crew continues to inspire the industry year after year, and The Shredtown Pro Model is the go-to board the crew uses to get the job done.

Whether it be a drop, ledge or wall that stands before you, this board is ready to navigate with style and ease. With features like continuous rocker, beefed-up singleshot sidewalls, ES Base and soft flex pattern, the Shredtown is fast, fun, and damn near bulletproof.

New for all 2016 Slingshot wakeboards is a revamped version of our industry-first Fastrack mounting system. The G10 Fortified Fastrack is inlaid deeper into the board than our previous system and is locked in place by a thick layer of G10 - an insanely strong glass/epoxy composite. The result is a significantly stronger and more resilient Fastrack system built to withstand the ever-rising demands of the world's most progressive riders.

FEATURES

- NEW** + BOMBER G10 FORTIFIED FASTRACK
- + CONTINUOUS ROCKER
- + ELLIPTICAL CONCAVE
- + SLIDERITE CHINED RAILS
- + SLANT FUSION SIDEWALL
- + FLEX - MEDIUM SOFT
- + ATOMIC CORE
- + 4D GRAPHICS
- + HAND BUILT IN THE USA
- + ES BASE
- + PARK READY TUNE
- + FUTURE RESPONSE TECHNOLOGY
- + BUILT USING RESIN X

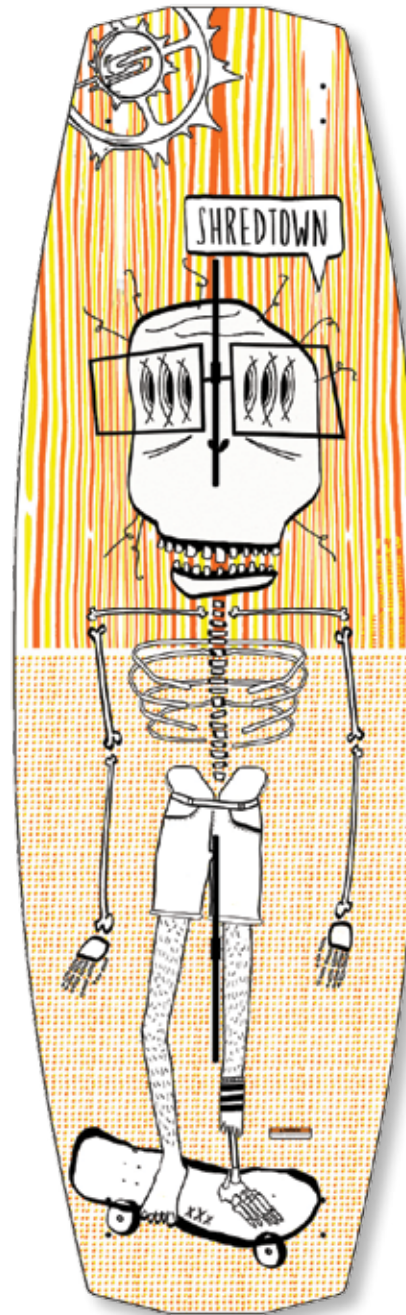
FINS

- + (4) - 6" X .75" BLACK WAKE FIN

SIZE	WEIGHT	STANCE (in)	ROCKER (in)	WIDTH
135cm	100 - 170 (lbs) 44 - 77 (kg)	19.25" - 26.5"	2.55"	42.6cm (w) 27.9cm (t/t)
139cm	140 - 230 (lbs) 63 - 104 (kg)	19.25" - 26.5"	2.65"	43.6cm (w) 28.5cm (t/t)
143cm	155 - 265 (lbs) 70 - 120 (kg)	21.25" - 28.5"	2.72"	44.7cm (w) 29.1cm (t/t)



NEW FULLY REDESIGNED BOMBER G10 FASTRACK



WINDSOR [PRO MODEL]



NEW SIZE

137 / 141 / 145cm SKU# 16260

The 2016 Windsor line has expanded to include a 145 cm option, helping to satisfy the industry's growing demand for bigger boards. The medium-soft flex pattern of the Windsor is a perfect layout for pro rider James Windsor, who leaves no obstacles untouched as he makes his rounds through the park.

The stiffer flex between the feet helps the board maintain its shape and speed on high impact landings, while the softer tips allow riders to press deeper and harder on obstacles. Dual tip and tail channels provide additional grip for edging into air tricks and the subtle 3-stage rocker gives the board a more controlled feel on the water. For the complete cable park experience, the 2016 Windsor Pro Model is unparalleled.

New for all 2016 Slingshot wakeboards is a revamped version of our industry-first Fastrack mounting system. The G10 Fortified Fastrack is inlaid deeper into the board than our previous system and is locked in place by a thick layer of G10 - an insanely strong glass/epoxy composite. The result is a significantly stronger and more resilient Fastrack system built to withstand the ever-rising demands of the world's most progressive riders.

FEATURES

- NEW** + BOMBER G10 FORTIFIED FASTRACK

 - + SUBTLE 3-STAGE ROCKER
 - + ELLIPTICAL CONCAVE
 - + DUAL MOLDED CHANNELS
 - + SLIDERITE CHINED RAILS
 - + SLANT FUSION SIDEWALL
 - + FLEX - MEDIUM SOFT
- + PARK READY TUNE
 - + ATOMIC CORE
 - + ES BASE
 - + 4D GRAPHICS
 - + HAND BUILT IN THE USA
 - + FUTURE RESPONSE TECHNOLOGY
 - + BUILT USING RESIN X

FINS

+ (4) - 6" X .75" BLACK WAKE FIN

SIZE	WEIGHT	STANCE (in)	ROCKER (in)	WIDTH
137cm	100 - 170 (lbs) 44 - 77 (kg)	19.25" - 26.5"	2.65"	43cm (w) 28.4cm (t/t)
141cm	140 - 230 (lbs) 63 - 104 (kg)	21.25" - 28.5"	2.75"	44.5cm (w) 28.8cm (t/t)
145cm	155 - 265 (lbs) 70 - 120 (kg)	21.25" - 28.5"	2.75"	44.2cm (w) 28.8cm (t/t)



NEW FULLY REDESIGNED BOMBER G10 FASTRACK



TERRAIN



NEW
SIZE

136 / 140 / 144 / 148cm SKU# 16265

The 2016 Terrain is our softest rail board offered in the 2016 line and is an excellent choice for riders either learning to press or looking to take their rail riding skills to the next level. XL sidewalls are combined with an ES base and minimal bottom features to ensure maximum durability and longevity in the park. The wider tip profile helps the rider lock-in throughout the entire length of obstacles, while the lack of a fin option helps riders develop proper edging techniques while giving complete freedom on rails and other obstacles. It's time to take your rail riding to the next level and master the 2016 Terrain!

New for all 2016 Slingshot wakeboards is a revamped version of our industry-first Fastrack mounting system. The G10 Fortified Fastrack is inlaid deeper into the board than our previous system and is locked in place by a thick layer of G10 - an insanely strong glass/epoxy composite. The result is a significantly stronger and more resilient Fastrack system built to withstand the ever-rising demands of the world's most progressive riders.

FEATURES

- NEW** + BOMBER G10 FORTIFIED FASTRACK
- + CONTINUOUS ROCKER
- + ES BASE
- + BLOCKED URETHANE RAIL
- + FLAT BASE
- + FLEX - SOFT
- + PARK READY TUNE
- + ATOMIC CORE
- + 4D GRAPHICS
- + HAND BUILT IN THE USA
- + FUTURE RESPONSE TECHNOLOGY
- + BUILT USING RESIN X

FINS

+ (NONE) - SHIPS WITHOUT FINS

SIZE	WEIGHT	STANCE (in)	ROCKER (in)	WIDTH (cm)
136cm	100 - 170 (lbs) 44 - 77 (kg)	19.25" - 26.5"	2.5"	42.4 (w) 27.4 (t/t)
140cm	140 - 230 (lbs) 63 - 104 (kg)	21.25" - 28.5"	2.7"	43.7 (w) 28.2 (t/t)
144cm	160 - 270 (lbs) 72 - 122 (kg)	21.25" - 28.5"	2.9"	44.9 (w) 29 (t/t)
148cm	180 - 290 (lbs) 81 - 131 (kg)	21.25" - 28.5"	2.9"	44.9 (w) 29 (t/t)



NEW FULLY REDESIGNED
BOMBER G10 FASTRACK



REFLEX

137 / 141 / 145cm **SKU# 16250**

The reflex is the platform for almost every rail board we build here it Slingshot. It's everything you need in the park and nothing you don't. The reflex is the ideal board for rail riders looking for big presses through the park but still like to have a bit of resistance and rebound from the deck to pop out of tricks.

Its chined rails offer a small clearance zone between the edges of the board and the uneven surfaces riders sometimes encounter in the rail park or out on a winch mission. Built with durability as the first priority, the Reflex features beefy Slingshot sidewalls and an ES base, which is why it's the board of choice for the overwhelming majority of our pro rail riders.

New for all 2016 Slingshot wakeboards is a revamped version of our industry-first Fastrack mounting system. The G10 Fortified Fastrack is inlaid deeper into the board than our previous system and is locked in place by a thick layer of G10 - an insanely strong glass/epoxy composite. The result is a significantly stronger and more resilient Fastrack system built to withstand the ever-rising demands of the world's most progressive riders.


FEATURES

- NEW** + BOMBER G10 FORTIFIED FASTRACK
- + SUBTLE 3-STAGE ROCKER
- + ELLIPTICAL CONCAVE
- + ES BASE
- + FLEX - MEDIUM SOFT
- + ATOMIC CORE
- + 40 GRAPHICS
- + HAND BUILT IN THE USA
- + PARK READY TUNE
- + SLINGSHOT FUSION SIDEWALL
- + FUTURE RESPONSE TECHNOLOGY
- + BUILT USING RESIN X

FINS

- + (4) - 6" X .75" BLACK WAKE FIN

SIZE	WEIGHT	STANCE (in)	ROCKER (in)	WIDTH
137cm	100 - 170 (lbs) 44 - 77 (kg)	19.25" - 26.5"	2.5"	43cm (w) 28.4cm (t/t)
141cm	140 - 230 (lbs) 63 - 104 (kg)	21.25" - 28.5"	2.7"	44.2cm (w) 29cm (t/t)
145cm	160 - 270 (lbs) 72 - 122 (kg)	21.25" - 28.5"	2.75"	45.1cm (w) 29.5cm (t/t)



NEW FULLY REDESIGNED BOMBER G10 FASTRACK



WHIP

135 / 139 / 143cm **SKU# 16280**

The Whip is officially a front runner for both park and boat riding. With design inspiration from cable master Steffen Vollert, high-end performance in the park is a given, but the Whip is also the board of choice for pro riders like Dylan Miller, who picks this stick when it comes time to charge the wake.

Inverted Naca Tech channels run throughout the tip and tail and drop into cupped rails on the edges, maximizing finless traction for big landings and hard edging, whether in the park and behind the boat. The Whip's subtle V-spine helps break-up surface tension and soften landings, while the continuous rocker equates to an effortless cruise and minimal arm tension for long days on the water.

New for all 2016 Slingshot wakeboards is a revamped version of our industry-first Fastrack mounting system. The G10 Fortified Fastrack is inlaid deeper into the board than our previous system and is locked in place by a thick layer of G10 - an insanely strong glass/epoxy composite. The result is a significantly stronger and more resilient Fastrack system built to withstand the ever-rising demands of the world's most progressive riders.

FEATURES

- NEW ▶ + BOMBER G10 FORTIFIED FASTRACK
- + CONTINUOUS ROCKER
- + INVERTED NACA TECH CHANNELS
- + CUPPED RAILS / SNUB NOSED
- + SLINGSHOT FUSION SIDEWALL
- + SUBTLE V SPINE
- + FLEX - MEDIUM
- + ES BASE
- + ATOMIC CORE
- + 40 GRAPHICS
- + HAND BUILT IN THE USA
- + PARK READY TUNE
- + FUTURE RESPONSE TECHNOLOGY
- + BUILT USING RESIN X

FINS

- + (4) - 6" X .75" BLACK WAKE FIN

SIZE	WEIGHT	STANCE (in)	ROCKER (in)	WIDTH
135cm	100 - 170 (lbs) 44 - 77 (kg)	19.25" - 26.5"	2"	41.6cm (w) 27.5cm (t/t)
139cm	140 - 230 (lbs) 63 - 104 (kg)	19.25" - 26.5"	2.2"	42.8cm (w) 28.3cm (t/t)
143cm	155 - 265 (lbs) 70 - 120 (kg)	21.25" - 28.5"	2.4"	44.1cm (w) 29.2cm (t/t)



**NEW FULLY REDESIGNED
BOMBER G10 FASTRACK**



OLI [PRO MODEL]



NEW SIZE

136 / 140 / 144cm SKU# 16285

The Oli Pro Model has been a fan favorite since day-1 and in its third model year we are excited to add a 144cm option to the lineup so the big dogs can get in on the action too. Oli's board features subtle hourglass shaped Naca Tech channels in the tip and tail and chined rails to create big acceleration into the wake. While these features have massive benefits on edge, they are subtle enough that the board transforms perfectly into a rail park favorite.

The medium flex pattern of the Oli means it's a perfect crossover option for boat and cable, allowing for great presses in the park and plenty of pop and cushion for takeoffs and landings behind the boat. Just like the man who it's built for, this board packs a lot of punch.

New for all 2016 Slingshot wakeboards is a revamped version of our industry-first Fastrack mounting system. The G10 Fortified Fastrack is inlaid deeper into the board than our previous system and is locked in place by a thick layer of G10 - an insanely strong glass/epoxy composite. The result is a significantly stronger and more resilient Fastrack system built to withstand the ever-rising demands of the world's most progressive riders.

FEATURES

- NEW + BOMBER G10 FORTIFIED FASTRACK
- + HYBRID 3-STAGE ROCKER
- + SNUB NOSED EDGES
- + SLIDERITE CHINED RAILS
- + SLINGSHOT FUSION SIDEWALL
- + NACA TECH CHANNELS
- + ES BASE
- + ATOMIC CORE
- + 4D GRAPHICS
- + HAND BUILT IN THE USA
- + FUTURE RESPONSE TECHNOLOGY
- + BUILT USING RESIN X

FINS

+ (4) - 6" X .75" BLACK WAKE FIN

SIZE	WEIGHT	STANCE (in)	ROCKER (in)	WIDTH
136cm	105 - 175 (lbs) 47 - 79 (kg)	19.25" - 26.5"	2.6"	41.9cm (w) 27.3cm (t/t)
140cm	145 - 235 (lbs) 65 - 106 (kg)	21.25" - 28.5"	2.8"	43.1cm (w) 28.5cm (t/t)
144cm	160 - 270 (lbs) 72 - 122 (kg)	21.25" - 28.5"	2.8"	43.1cm (w) 28.5cm (t/t)



NEW FULLY REDESIGNED BOMBER G10 FASTRACK



RECOIL



NEW
BASE

134 / 138 / 142 / 146cm SKU# 16245

The Recoil is a tried-and-true trusted classic. This board has been a part of the Slingshot wake family since day-one, for the simple reason that it does its job flawlessly time and time again. The Recoil is the go-to board to get you out on the water progressing faster than ever before; it'll leave you with a grin on your face as the boat pulls in to shore. The Recoil's medium flex pattern combines with an abrupt 3-stage rocker to deliver explosive pop off the wake and buttery smooth landings. Its wider profile and the addition of the ES base for 2016 also make the Recoil a great cable option for riders who prefer the 3-stage feel on rails.

New for all 2016 Slingshot wakeboards is a revamped version of our industry-first Fastrack mounting system. The G10 Fortified Fastrack is inlaid deeper into the board than our previous system and is locked in place by a thick layer of G10 - an insanely strong glass/epoxy composite. The result is a significantly stronger and more resilient Fastrack system built to withstand the ever-rising demands of the world's most progressive riders.

FEATURES

- NEW** ▶ + BOMBER G10 FORTIFIED FASTRACK
- + 3-STAGE ROCKER
- + ELLIPTICAL CONCAVE
- NEW** ▶ + ES BASE
- + FLEX - MEDIUM
- + SLINGSHOT FUSION SIDEWALL
- + ATOMIC CORE
- + 4D GRAPHICS
- + HAND BUILT IN THE USA
- + FASTRACK
- + TAPERWALL
- + FUTURE RESPONSE TECHNOLOGY
- + BUILT USING RESIN X

FINS

- + (4) - 6" X .75" BLACK WAKE FIN

SIZE	WEIGHT	STANCE (in)	ROCKER (in)	WIDTH
134cm	75 - 135 (lbs) 34 - 61 (kg)	19.25" - 26.5"	2.43"	43cm (w) 26.4cm (t/t)
138cm	105 - 175 (lbs) 47 - 79 (kg)	19.25" - 26.5"	2.7"	44cm (w) 27.3cm (t/t)
142cm	145 - 235 (lbs) 65 - 106 (kg)	21.25" - 28.5"	2.8"	44.5cm (w) 27.5cm (t/t)
146cm	180 - 270 (lbs) 70 - 120 (kg)	21.25" - 28.5"	3.0"	45.5cm (w) 28.4cm (t/t)



NEW FULLY REDESIGNED
BOMBER G10 FASTRACK



PEARL

134 / 137cm **SKU# 16255**

There are more females in the sport of wakeboarding now than ever before, and the Pearl is one of the highest-performing female-specific models in the industry. What sets the Pearl apart from its competition is our signature Future Response Flex Technology, which helps bring the board to life with more explosive pop, more cushion for landings, and a more energetic feel overall. Elliptical concave in the tips and tails makes the board a dream to carve, while the continuous rocker pattern minimizes drag, handle tension and arm fatigue. Ladies, it's time to take your riding to the next level with the 2016 Pearl.

New for all 2016 Slingshot wakeboards is a revamped version of our industry-first Fastrack mounting system. The G10 Fortified Fastrack is inlaid deeper into the board than our previous system and is locked in place by a thick layer of G10 - an insanely strong glass/epoxy composite. The result is a significantly stronger and more resilient Fastrack system built to withstand the ever-rising demands of the world's most progressive riders.

FEATURES

- NEW** ▶ + BOMBER G10 FORTIFIED FASTRACK
- + CONTINUOUS ROCKER
- + ELLIPTICAL CONCAVE
- + ES BASE
- + FLEX - MEDIUM
- + SLINGSHOT FUSION SIDEWALL
- + ATOMIC CORE
- + 4D GRAPHICS
- + HAND BUILT IN THE USA
- + PARK READY TUNE
- + TAPERWALL
- + FUTURE RESPONSE TECHNOLOGY
- + BUILT USING RESIN X

FINS

- + (4) - 6" X .75" BLACK WAKE FIN

SIZE	WEIGHT	STANCE (in)	ROCKER (in)	WIDTH
134cm	65-125 (lbs) 29-56 (kg)	19.25" - 26.5"	2.4"	42cm (w) 25.9cm (t/t)
137cm	95-165 (lbs) 47-75 (kg)	19.25" - 26.5"	2.55"	43cm (w) 26.7cm (t/t)



**NEW FULLY REDESIGNED
BOMBER G10 FASTRACK**



SUPER GROM



NEW
SIZE

125 / 130cm SKU# 16287

Young riders are pushing it harder than ever these days, and we are stoked to offer a board specifically designed for the next generation of shredders. Now offered in 125cm and 130cm lengths, the 2016 Super Grom has the perfect amount of flex and rebound for both the boat and park. Singleshot sidewalls protect the vertically laminated wood core and subtle tip/tail channels improve the board's traction for riding finless in the park.

The Super Grom is the answer to all your kids' questions; it's sugar free, has been rumored to improve performance in school and will surely have your kid going to bed early.

FEATURES

- + CONTINUOUS ROCKER
- + ENGRAVED CHANNELS
- + ES BASE
- + FLEX - SOFT
- + XL FUSION SIDEWALL
- + ATOMIC CORE
- + BINDING INSERTS
- + 4D GRAPHICS
- + HAND BUILT IN THE USA
- + PARK READY TUNE
- + FUTURE RESPONSE TECHNOLOGY
- + BUILT USING RESIN X

FINS

- + (4) - 6" X .75" BLACK WAKE FIN

SIZE	WEIGHT	STANCE (in)	ROCKER (in)	WIDTH
125cm	Up to 90 (lbs) Up to 41 (kg)	18.36" - 20.35"	1.8"	35.1cm (w) 23.2cm (t/t)
130cm	Up to 105 (lbs) Up to 47 (kg)	17.35" - 19.35"	2.0"	38.1cm (w) 25.2cm (t/t)



PILL

138 / 142cm **SKU# 16286**

Back by popular demand for 2016 is the Pill, our hardest hitting, most aggressive boat board in the Slingshot lineup. Built for riders who like to go big and ride with speed, it features a firm flex pattern from tip to tail, combined with a 3-stage rocker line to make the Pill our snappiest and most rigid board. Dual Naca Duct channels integrated along the tip and tail help to create speed on edge and the V-spine breaks up surface tension to create cushion on big landings.

Buyer beware, a rise in blood pressure is a proven side effect of using the Pill.

New for all 2016 Slingshot wakeboards is a revamped version of our industry-first Fastrack mounting system. The G10 Fortified Fastrack is inlaid deeper into the board than our previous system and is locked in place by a thick layer of G10 - an insanely strong glass/epoxy composite. The result is a significantly stronger and more resilient Fastrack system built to withstand the ever-rising demands of the world's most progressive riders.

FEATURES

- NEW** + BOMBER G10 FORTIFIED FASTRACK
- + 3-STAGE ROCKER
- + SNUB NOSED EDGES
- + SLINGSHOT FUSION SIDEWALL
- + SUBTLE V SPINE
- + DUAL NACA TECH CHANNELS
- + FLEX - STIFF
- + DURA BASE
- + ATOMIC CORE
- + 4D GRAPHICS
- + HAND BUILT IN THE USA
- + FUTURE RESPONSE TECHNOLOGY
- + BUILT USING RESIN X

FINS

- + (4) - 6" X .75" BLACK WAKE FIN

SIZE	WEIGHT	STANCE (in)	ROCKER (in)	WIDTH
138cm	100 - 170 (lbs) 44 - 77 (kg)	19.25" - 26.5"	2.7"	41.9cm (w) 28.2cm (t/t)
142cm	140 - 230 (lbs) 63 - 104 (kg)	21.25" - 28.5"	2.9"	43.2cm (w) 28.8cm (t/t)



NEW FULLY REDESIGNED BOMBER G10 FASTRACK



NOMAD

150 / 155 / 160cm **SKU# 16266**

Our customers have spoken and the message is loud and clear: BIGGER truly IS BETTER! Wakeboard lengths have been restricted for years due to construction styles and weight-strength requirements, but Slingshot's unique construction process has allowed us to increase the size of a wakeboard to new lengths. The results of this progression have been overwhelmingly positive.

From beginners all the way to advanced riders, the Nomad changes the rider experience entirely. Slower planing speeds, increased stability and easier deep-water starts all lead to a more user friendly experience on the water. Whether you're the captain of the boat and tired of driving or someone who has their heart set on drifting some big grabs and slow spins, the Nomad is an entirely new experience on the water.

New for all 2016 Slingshot wakeboards is a revamped version of our industry-first Fastrack mounting system. The G10 Fortified Fastrack is inlaid deeper into the board than our previous system and is locked in place by a thick layer of G10 - an insanely strong glass/epoxy composite. The result is a significantly stronger and more resilient Fastrack system built to withstand the ever-rising demands of the world's most progressive riders.

FEATURES

- NEW** ▶ + BOMBER G10 FORTIFIED FASTRACK
- + LARGER SWEET SPOT
- + CONTINUOUS ROCKER
- + DURA BASE
- + BLOCKED RAIL
- + FUTURE RESPONSE TECHNOLOGY
- + SLINGSHOT FUSION SIDEWALL
- + V SPINE
- + FLEX - MEDIUM SOFT
- + 2 LARGER FINS INCLUDED*
- + ATOMIC CORE
- + 40 GRAPHICS
- + HAND BUILT IN THE USA
- + BUILT USING RESIN X

FINS

- + (4) - 6" X .75" BLACK WAKE FIN
- + (2) - 5.5" X 1.25" CARVER FINS

SIZE	WEIGHT	STANCE (in)	ROCKER (in)	WIDTH
150cm	160 - 210 (lbs) 72 - 95 (kg)	21.25" - 28.5"	2.7"	44.5cm (w) 27.7cm (t/t)
155cm	180 - 240 (lbs) 81 - 108 (kg)	21.25" - 28.5"	2.8"	45.7cm (w) 28.4cm (t/t)
160cm	220+ (lbs) 99+ (kg)	21.25" - 28.5"	2.9"	44.5cm (w) 27.6cm (t/t)



**NEW FULLY REDESIGNED
BOMBER G10 FASTRACK**



RESPONSE

NEW
SIZE

137 / 142 / 147cm **SKU# 16240**

If you're searching for 100% freedom on the water, the Response is your answer. It's a legendary shape within the lineup that has been with us since day-1, thanks to the experience it creates on the water session after session. Carving will be your new favorite pastime on the Response, as it transitions effortlessly from edge to edge thanks to the combination of the continuous rocker and elliptical concave through the tip and tail...it's a magical outline.

When it finally comes time to hit the wake, the Response boosts big with a medium flex pattern that can be ridden both wake to wake and far into the flats.

New for all 2016 Slingshot wakeboards is a revamped version of our industry-first Fastrack mounting system. The G10 Fortified Fastrack is inlaid deeper into the board than our previous system and is locked in place by a thick layer of G10 - an insanely strong glass/epoxy composite. The result is a significantly stronger and more resilient Fastrack system built to withstand the ever-rising demands of the world's most progressive riders.

FEATURES

- NEW** + BOMBER G10 FORTIFIED FASTRACK
- + CONTINUOUS ROCKER
- + DURA BASE
- + ELLIPTICAL CONCAVE
- + FLEX - MEDIUM
- + ATOMIC CORE
- + 4D GRAPHICS
- + HAND BUILT IN THE USA
- + SLINGSHOT FUSION SIDEWALL
- + FUTURE RESPONSE TECHNOLOGY
- + BUILT USING RESIN X

FINS

- + (4) - 6" X .75" BLACK WAKE FIN

SIZE	WEIGHT	STANCE (in)	ROCKER (in)	WIDTH
137cm	95 - 165 (lbs) 47 - 75 (kg)	19.25" - 26.5"	2.55"	43cm (w) 26.3cm (t/t)
142cm	135 - 225 (lbs) 61 - 102 (kg)	21.25" - 28.5"	2.75"	43.5cm (w) 26.7cm (t/t)
147cm	180 - 290 (lbs) 81 - 131 (kg)	21.25" - 28.5"	2.85"	46cm (w) 27.9cm (t/t)



NEW FULLY REDESIGNED
BOMBER G10 FASTRACK







SLINGSHOT

2016
BOOTS

RAD

US M'S 6 - 13 **SKU# 16445**

The fit of the RAD boot has been even further refined for 2016 giving us 100 % confidence when we say we have the RADest fitting boots, EVER. Slide your feet into the new RAD and feel for yourself what some have described as "a massage from 10,000 marshmallows."

With a complete styling makeover from last year, the RAD comes loaded with high-performance features, including a bottomless base system that gives riders the best feel between the boot and board and an integrated HHD harness system for superior heel hold. The RAD's form-fitting Reflex liners have been redesigned for 2016 to provide more cushion and durability, while the closure system with a laced lower and Velcro upper allows riders to customize the fit in just seconds. Getting RAD is a lifestyle, and it all starts here...

FEATURES

- NEW** ▶ + MORE RIGID BASE PLATE
- + TRIPLE DENSITY HEEL PROTECTION
- + EVA FOOT-BED
- + REFLEX LINER (MOLDED DESIGN WITH ANTI-SLIP LINER MATERIAL)
- + BOTTOM LACE SYSTEM
- + TRIFECTA-S REMOVABLE POWER STRAP
- + DOUBLE-LAST MOLDING
- + 3D MOLDED SEAMLESS TONGUE
- + REDESIGNED HEEL HOLD-DOWN SYSTEM
- + PLUG AND PLAY MOUNTING
- + BUILT IN J-BARS
- + UNIVERSAL MOUNTING HARDWARE
- + ROLLED AND STITCHED SEAMS

U.S.	EURO	UK	CM
6 - 13	39 - 46	5.5 - 11.5	23.5 - 29.4



SHREDTOWN

US M'S 6 - 13 **SKU# 16442**

The Shredtown boot remains one of our most popular boots in the Slingshot line thanks to its progressive styling, versatility and, of course, endorsement from the most unique crew in wakeboarding.

The 2016 Shredtown boot features our most precise and ergonomic design yet for the perfect fit every time and comes with our most durable liner design yet, the Reflex liner, which is designed to withstand walks around the parks, winch zones and even your local dining establishments.

Including an inner lacing harness as well as Trifecta-S Velcro straps, the Shredtown boot is extremely supportive, while entry and exit remains impressively simple and quick. Regardless of what style of riding you prefer, the versatility of the Shredtown boot has you covered.

FEATURES

- NEW** ▶ + MORE RIGID BASE PLATE
- + TRIPLE DENSITY HEEL PROTECTION
- + EVA FOOT-BED
- + NEW ZONAL CLOSURE SYSTEM
- + REMOVABLE REFLEX LINER (MOLDED W/ ANTI-SLIP LINER MATERIAL)
- + DOUBLE-LAST MOLDING
- + INTERNAL LINER LACING SYSTEM
- + DUAL TONGUE - INNER AND OUTER TONGUE
- + PLUG AND PLAY MOUNTING
- + TRIFECTA-S REPLACEABLE VELCRO STRAPS
- + BUILT IN J-BARS
- + UNIVERSAL MOUNTING HARDWARE
- + ROLLED AND STITCHED SEAMS

U.S.	EURO	UK	CM
6-13	39-46	5.5-11.5	23.5-29.4



KTV

US M'S 6 - 13 **SKU# 16443**

The KTV continues to be the boot of choice for many thanks to its unrivaled simplicity-to-performance ratio. Riders will be strapped and ready in a matter of seconds while the rest are still lacing up, or the boat driver is still queuing "the ultimate playlist."

The KTV features our most precise and ergonomic fit to date to achieve the most comfortable form-fitting boots to date for Slingshot. New custom panel designs now allow the boots to cinch tighter than ever to achieve a completely snug and comfortable fit using our replaceable Trifecta-S Velcro straps. Bottomless baseplates maximize the riders feel on the water and form-fitting double lasted liners make it a treat to slide into the KTV each and every session.

FEATURES

- NEW** + NEW RIDE CHASSIS
- + TRIPLE DENSITY HEEL PROTECTION
- + EVA FOOT-BED
- + ZONAL CLOSURE SYSTEM
- + REFLEX LINER (MOLDED DESIGN W/ ANTI-SLIP LINER MATERIAL)
- + DOUBLE-LAST MOLDING
- + 3D MOLDED SEAMLESS TONGUE
- + PLUG AND PLAY MOUNTING
- + TRIFECTA-S REPLACEABLE VELCRO STRAPS
- + BUILT IN J-BARS
- + UNIVERSAL MOUNTING HARDWARE
- + ROLLED AND STITCHED SEAMS

U.S.	EURD	UK	CM
6-13	39-46	5.5-11.5	23.5-29.4



JEWEL

US W'S 6 - 10 **SKU# 16444**

The Jewel has received a face-lift for 2016 and features our most precise and ergonomic design for the best fit in the game. Comfort is the first priority with every boot we make, and once you slide your foot inside the Jewel's double-lasted Reflex liner, you'll agree that we're succeeding in our efforts.

The bottomless base system maximizes the riders feel on the board and the HHD harness works in conjunction with the lower lace zone to engulf the heel for the highest-performance fit. Polished-off with the Trifecta-S power strap for ease of entry and exit, the Jewel is officially the front runner in female boot design!

FEATURES

- NEW** ▶ + NEW RIDE CHASSIS
- + TRIPLE DENSITY HEEL PROTECTION
- + EVA FOOT-BED
- + REFLEX LINER (MOLDED DESIGN W/ ANTI-SLIP LINER MATERIAL)
- + BOTTOM LACE SYSTEM
- + TRIFECTA-S REMOVABLE POWER STRAP
- + DOUBLE-LAST MOLDING
- + 3D MOLDED SEAMLESS TONGUE
- + REDESIGNED HEEL HOLD-DOWN SYSTEM
- + PLUG AND PLAY MOUNTING
- + BUILT IN J BARS
- + UNIVERSAL MOUNTING HARDWARE
- + ROLLED AND STITCHED SEAMS

U.S. (W's)	EURO	UK	CM
6-10	36-41	4-8	22.5-25.9



OPTION

US M'S S/M, M/L, L/XL **SKU# 16443**

When it comes to comfort and ultimate versatility, there's only one Option: The Option. This boot features an open-toe design to accept a wider variety of sizes without sacrificing comfort or performance. The dual zone closure system allows the boot to open wide for the easiest entry and exit, yet cinches down with ease to create an upper and lower zone, both of which can be tweaked to achieve a custom fit.

New for 2016, the Option features a 3D molded seamless tongue that matches the contours of the foot and ankle to maximize comfort and fit performance.

FEATURES

- NEW** + IMPROVED RIDE CHASSIS
- + REDESIGNED EVA SOLE
- + CONTOURED 3D MOLDED FOOTBED
- + FLEX FIT MOLDED TONGUE
- + TRIFECTA-S REMOVABLE POWER STRAP
- + PLUG AND PLAY MOUNTING
- + BUILT IN J-BARS
- + UNIVERSAL MOUNTING HARDWARE
- + ROLLED AND STITCHED SEAMS

SIZING	S/M	M/L	L/XL
U.S.	4 - 8	8 - 11	11+
EURO	37 - 41	41 - 44	44+
U.K.	3.5 - 7.5	7.5 - 10.5	10.5+
CM	22.5 - 25.4	25.4 - 27.9	27.9+









SLINGSHOT

2016
WAKESURF

GNARWHALE XR

NEW

4'6" SKU# 16235460

The Gnarwahl XR is an entirely new breed of wakesurf board from Slingshot, designed for aggressive surf style riders looking to cut deep into the pocket and attack the lip with explosive airs and surf-style maneuvers. Decked out with new FCS II fin technology, customizing your fin configuration with either a twin or quad fin arrangement is quick and easy and doesn't require a tool. Not to mention the bomber XR construction, upgraded with Carbon Innegra rails to add stiffness to the board for a livelier feel and lighter, stronger build.

The Gnarwahl XR's wide tail and nose give the board more volume at a shorter length, allowing it to fit into the pocket comfortably and catch air with ease. The base of the Gnarwahl XR comes fully equipped with a V-spine and double concave hull, which helps the board transition from rail to rail while the exaggerated concave rail throughout the length of the board gives surfers more grip as they press into face of the wave.

The accelerated rocker line on the Gnarwahl XR allows surfers to get farther back from the boat and surf at faster speeds to attack the lip with more energy.

FEATURES

- NEW** ▶ + XR CONSTRUCTION
- NEW** ▶ + SNUB NOSE FREESTYLE SHAPE
- NEW** ▶ + CARBON INNEGRA RAILS
- NEW** ▶ + DYNAMIC VOL. DISTRIBUTION
- NEW** ▶ + AGGRESSIVE DOUBLE CONCAVE + V SPINE
- NEW** ▶ + FCSII FIN BOXES
- NEW** ▶ + QUAD / TWIN FIN SET UP

FINS

- + (2) 3.9" ASYMMETRICAL FORWARD FCSII FINS
- + (2) 3.9" SYMMETRICAL MIDDLE BACK FCSII FINS
- + QUAD FIN FCSII TOOLLESS SETUP
- + GLASS FLEX FINS


LENGTH	WEIGHT	WIDTH	DEPTH	VOLUME
4'6"	100 - 250 lbs 45 - 113 kg	21"	17/16"	19.1L



NEW FULL CARBON INNEGRA RAIL



NEW FCSII FIN BOXES REQUIRE NO TOOLS



NEW AGGRESSIVE PAD DESIGN W/ KICK TAIL



GNARWHAL

NEW

4'6" / 4'10" SKU# 16236

The Gnarwahl is an entirely new breed of wakesurf board from Slingshot, designed for aggressive surf style riders looking to cut deep into the pocket and attack the lip with explosive airs and surf-style maneuvers. Decked out with new FCS II fin technology, customizing your fin configuration with either a twin or quad fin arrangement is quick and easy and doesn't require a tool.

The Gnarwahl's wide tail and nose give the board more volume at a shorter length, allowing it to fit into the pocket comfortably and catch air with ease. The base of the Gnarwahl comes fully equipped with a V-spine and double concave hull, which helps the board transition from rail to rail while the exaggerated concave rail throughout the length of the board gives surfers more grip as they press into face of the wave.

The accelerated rocker line on the Gnarwahl allows surfers to get farther back from the boat and surf at faster speeds to attack the lip with more energy.

FEATURES

- + SNUB NOSE FREESTYLE SHAPE
- + AGGRESSIVE DOUBLE CONCAVE
- + AGGRESSIVE SPINE
- NEW ▶ + FCSII FIN BOXES
- + QUAD / TWIN FIN SET UP


FINS

- + (2) 3.9" ASYMMETRICAL FORWARD FCSII FINS
- + (2) 3.9" SYMMETRICAL MIDDLE BACK FCSII FINS
- + QUAD FIN FCSII TOOLLESS SETUP
- + GLASS FLEX FINS

LENGTH	WEIGHT	WIDTH	DEPTH	VOLUME
4'6"	100-250 lbs 45-113 kg	21"	17/16"	19.1L
4'10"	145-295 lbs 65-133 kg	21"	17/16"	20.4L



NEW FCSII FIN BOXES
REQUIRE NO TOOLS



NEW AGGRESSIVE PAD
DESIGN W/ KICK TAIL



COBRA CAT XR

NEW

4'8" SKU# 16235480

The Cobra Cat XR is an entirely new surf style design from Slingshot, with a traditional surf-style nose and a pulled-in tail for tighter turns and more maneuverability. The Cobra Cat XR comes with a versatile twin or thruster fin configuration designed exclusively using FCS II fin boxes for quick, easy and toolless fin customization. The belly of the Cobra Cat XR features a V-spine and double concave, which helps the board transition from rail to rail as well as an exaggerated concave rail throughout the length of the board to give surfers more grip as they press into the face of the wave. Not to mention the bomber XR construction, upgraded with Carbon Innegra rails to add stiffness to the board for a livelier feel and lighter, stronger build.

The Accelerated rocker line of The Cobra Cat XR makes it an excellent choice for waves of all sizes as it allows riders to surf farther back and at faster speeds for a stronger attack on the lip.


FEATURES

- NEW** ▶ + XR CONSTRUCTION
- NEW** ▶ + TRADITIONAL SURF-STYLE NOSE
- NEW** ▶ + CARBON INNEGRA RAILS
- NEW** ▶ + PULLED-IN TAIL
- NEW** ▶ + AGGRESSIVE DOUBLE CONCAVE + V SPINE
- NEW** ▶ + FCSII FIN BOXES
- NEW** ▶ + EXAGGERATED CONCAVE RAIL
- NEW** ▶ + THRUSTER / TWIN FIN SETUP

FINS

- + (2) 3.9" ASYMMETRICAL FORWARD FCSII FINS
- + (1) 3.9" SYMMETRICAL MIDDLE BACK FCSII FINS
- + TRI FIN FCSII TOOLLESS SETUP
- + GLASS FLEX FINS


LENGTH	WEIGHT	WIDTH	DEPTH	VOLUME
4'8"	125 - 275 lbs 56 - 124 kg	21"	17/16"	18.8L



NEW FULL CARBON INNEGRA RAIL



NEW FCSII FIN BOXES REQUIRE NO TOOLS



NEW AGGRESSIVE PAD DESIGN W/ KICK TAIL

COBRA CAT

NEW

4'8" / 5'0" SKU# 16237

The Cobra Cat is an entirely new surf style design from Slingshot, with a traditional surf-style nose and a pulled-in tail for tighter turns and more maneuverability. The Cobra Cat comes with a versatile twin or thruster fin configuration designed exclusively using FCS II fin boxes for quick, easy and toolless fin customization. The belly of the Cobra Cat features a V-spine and double concave, which helps the board transition from rail to rail as well as an exaggerated concave rail throughout the length of the board to give surfers more grip as they press into the face of the wave.

The Accelerated rocker line of The Cobra Cat makes it an excellent choice for waves of all sizes as it allows riders to surf farther back and at faster speeds for a stronger attack on the lip.

FEATURES

- + TRADITIONAL SURF-STYLE NOSE
- + PULLED-IN TAIL
- + FCSII FIN BOXES
- + THRUSTER / TWIN FIN SETUP
- + AGGRESSIVE DOUBLE CONCAVE + V SPINE
- + EXAGGERATED CONCAVE RAIL


FINS

- + (2) 3.9" ASYMMETRICAL FORWARD FCSII FINS
- + (1) 3.9" SYMMETRICAL MIDDLE BACK FCSII FINS
- + TRI FIN FCSII TOOLLESS SETUP
- + GLASS FLEX FINS

LENGTH	WEIGHT	WIDTH	DEPTH	VOLUME
4'8"	125 - 275 lbs 56 - 124 kg	21"	17/16"	18.8L
5'0"	150 - 300 lbs 68 - 136 kg	21"	17/16"	20.2L



NEW FCSII FIN BOXES
REQUIRE NO TOOLS



NEW AGGRESSIVE PAD
DESIGN W/ KICK TAIL



BUTTER BAR

NEW

52" / 56" SKU# 16238

The Butter Bar is our new skim style wakesurfer, which is great for novice all the way to experts riders as well as skate-style surfers looking to bring more technical moves to the wave. The accelerated rocker line is the fastest in our 2016 surfer lineup, allowing the board to coast with ease on small waves all the way up to the biggest of beasts, while the lower volume of the skim styles make it easy to control for deep water starts.

The Butter Bar is equipped with the V-spine double concave hull and exaggerated concave rails which give it added bite to grip the wave and also when riding backwards on skate style tricks.

With two sizes and three fin configurations including a single, twin, and thruster setup, your options are endless with the Butter Bar.

FEATURES

- NEW** ▶ + TRUE SKIM SHAPE
- NEW** ▶ + EVA DECK PAD W/ KICK TAIL
- NEW** ▶ + PRECISION MOLDED CORE
- NEW** ▶ + AGGRESSIVE DOUBLE CONCAVE + V SPINE
- NEW** ▶ + BI-DIRECTIONAL SKIM STYLE SHAPE
- + THRUSTER / TWIN OR SINGLE FIN SETUP
- + RAISED NOSE


FINS

- + (3) 2" TRI FIN SET UP
- + G10 BOLT ON FINS

LENGTH	WEIGHT	WIDTH	DEPTH	VOLUME
52"	100-250 lbs 45-113 kg	21 1/4"	3/4"	8.0L
56"	125-275 lbs 56-124 kg	21 1/2"	1"	11.9L



FEATURES G10 BOLT-ON TRI FIN SETUP



NEW AGGRESSIVE PAD DESIGN W/ KICK TAIL







SLINGSHOT

2016
APPAREL



FIRST TEE (BLACK) SKU# 16600



BRANDED TEE (GREY) SKU# 16601



BRANDED TEE (BLACK) SKU# 16602



GEOMETRY TEE (AQUA) SKU# 16603



GEOMETRY TEE (WHITE) SKU# 16604



RIDERS POCKET TEE (NAVY) SKU# 16605



TRUE GRAIN TEE (OLIVE) SKU# 16606



BEACHSIDE HOODY (ASPHALT) SKU# 16607



BRANDED V TEE (WHITE) SKU# 16609



BRANDED V TEE (NEON GRN) SKU# 16608



RIDERS HAT (GREY/BLACK) SKU# 16614002



WAVES TANK (RASPBERRY) SKU# 16610



WAVES TANK (TURQUOISE) SKU# 16611



TRUCKER HAT (BLACK) SKU# 16614001



HIGH TIDE HOODY (TEAL) SKU# 16612



BOOTY SHORT (BLACK) SKU# 16613





SLINGSHOT

2016
ACCESSORIES

TEAM VEST

S / M / L / XL NON-CGA **SKU# 16458**

The Slingshot Non-CGA Team Vest has a nice snug fit, high quality neoprene and is easy to get on and off. New 2016 is a rad new colorway as well as material build – designed with a blue corduroy upper, slate blue mid, and dark gray as the base color. All finished off with a snappy sewn leather logo patch. Always wear your vest.



SIZING (CHEST)	S	M	L	XL
U.S. (in.)	35" - 37"	37" - 39"	39" - 41"	41" - 43"
INTL (cm)	88.9 - 93.9	93.9 - 99.1	99.1 - 104.2	104.2 - 109.2

DUFFLES + BACKPACK



WATERWALL GEAR BAG

A multi sport duffe-style gear bag built with ultra durable and water resistant materials.

25" x 16" x 16" (63cm x 40cm x 40cm) Vol. 6400 cu in / 105 L

SKU# 14700106



PAYLOAD DUFFEL

The ultimate huge volume gear bag built with super durable, water resistant materials and zippers.

35" x 19" x 19" (89cm x 48cm x 48cm) Vol. 12,600 cu in / 206 L

SKU# 14700107



PER DIEM BACKPACK

A full featured backpack for travel or everyday use.

21" x 14" x 5.5" (53cm x 35cm x 14cm) Vol. 1600 cu in / 26 L

SKU# 14700108

PADDED BOARD SLEEVES



SURF SLEEVE CLASSIC

A lightweight padded sleeve that fits our kite surfboards, including: Celeritas, Tyrant, Screamer + Angry Swallow.

ONE SIZE - 185cm (6'1")
SKU# 14700115

SKU# 14700115



SURF SLEEVE PROGRESSIVE

A lightweight padded sleeve for Slingshot's progressive round and square nose style wakesurfers and surfboards. Fits Gnarwhal, Cobra Cat + Butter Bar.

ONE SIZE - 167cm (5'6")
SKU# 14700116

SKU# 14700116



TWIN TIP BOARD SLEEVE

A lightweight padded sleeve for wakeboards. Can easily hold three wakeboards without bindings measuring up to 147cm in length.

ONE SIZE - 147cm (4'8")
SKU# 14700100

SKU# 14700100

EXTRA STORAGE



SMALL COMPRESSION BAG

Lightweight and easy to compress nylon storage and/or travel bags for your gear.

SIZE:
Small (4-10m)

SKU# 14700103

BOARD BAGS W/ STORAGE



CABLE PARK PACK

Fully padded, coffin style bag with multiple pockets, hidden backpack straps and storage for all your wakeboard gear. Will easily accommodate wakeboard with bindings mounted, helmet, rope, handle (if boat bound) – even your wetsuit and towel.

ONE SIZE - 146cm (4'8")
SKU# 14700114

SKU# 14700114



"ALL IN" TWIN TIP TRAVEL BAG

Fully padded, coffin style bag suitable for day trips or airline travel with your boards and loads of extra gear. Will easily accommodate wakeboard, bindings, helmet, and any other riding gear + all your clothes and toiletries.

ONE SIZE - 152cm (4'11")
SKU# 14700101

SKU# 14700101



WHEELED GOLF BAG

Fully padded golf style travel bag with room for boards and anything else you need. Will easily accommodate multiple wakeboards, bindings, helmet, and any other riding gear + all your clothes and toiletries.

ONE SIZE - 150cm (4'10")
SKU# 139996

SKU# 139996



LARGE COMPRESSION BAG

Lightweight and easy to compress nylon storage and/or travel bags for your gear.

SIZE:
Large (11-14m)

SKU# 14700104






SLINGSHOT

2016
POP/INSTORE



14' BLADE
SKU# 15900102



SPIDER TENT
SKU# 15900100



10' x 10' EZ-UP
SKU# 15900101



BEAN BAG
SKU# 14700113



3' x 2' BANNER SKU# 16900200



8' x 2' BANNER SKU# 16900201



10' x 3' BANNER SKU# 16900202



SLINGSHOT

DEALER WORKBOOK