



LOKAHI

WATER EXPLORER

2 0

1 6



S U M M A R Y



7 *LOKAHI*

- 8 Philosophy
- 10 Product design and creation

22 *RANGES*

- 25 Discover
- 43 Wave
- 65 Touring
- 77 Race
- 89 Harmony

97 *PADDLES*

103 *ACCESSORIES*

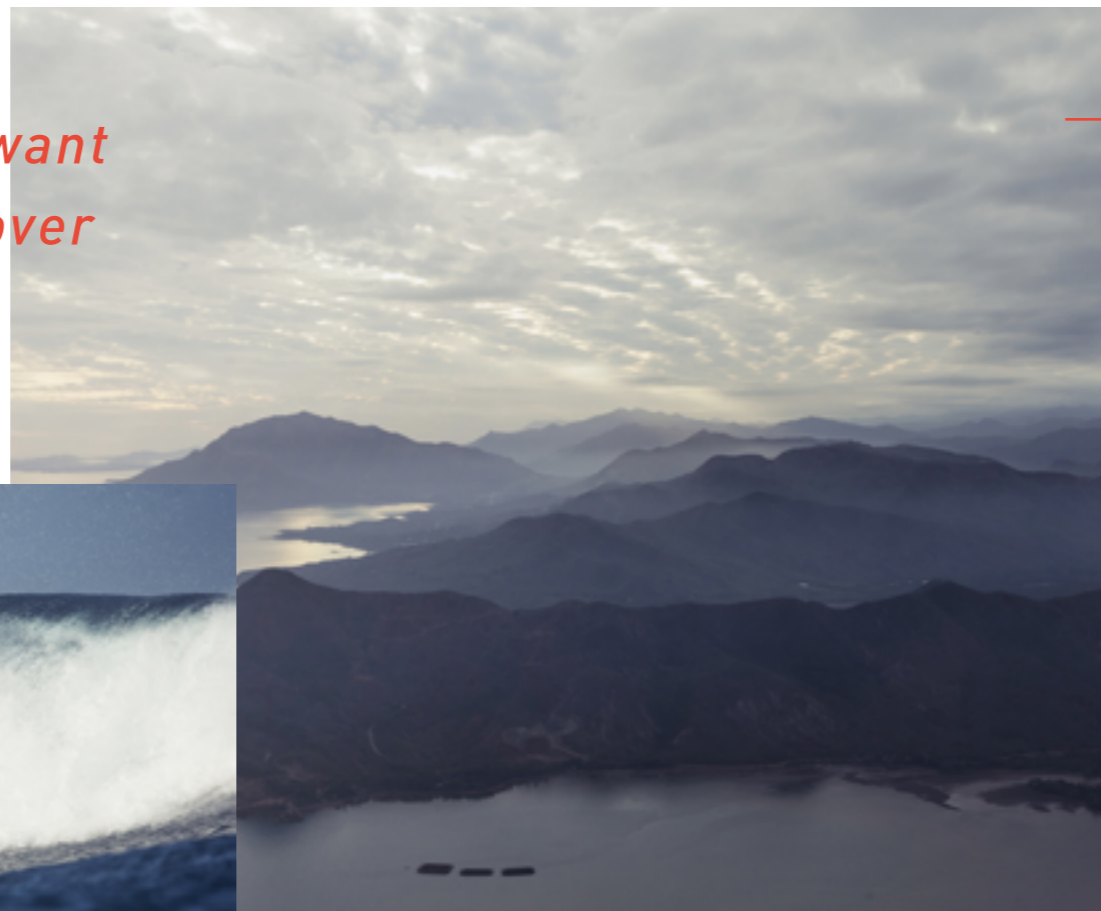
- 105 Leashes
- 106 Fins
- 107 Board bags

109 *RIDERS*



PHILOSOPHY

*At Lokahi, we want
to let you discover
our passion*



At Lokahi, we want to let you discover our passion, what gives us thrills, and share our experiences in all the Stand up paddle styles that we offer: Discover, Touring, Wave, Race, and Harmony. Our objective is to give as many people as possible the opportunity to practice this sport.

We have developed our products directly in collaboration with our riders. We have made our products affordable, multifunctional, and highly performing so that each Stand up Paddler can find a board that fits his expectations and style.

With more than 20 years of experience in the surfing world, we have never stopped exploring new possibilities whether it be in the research of new materials or in new shapes and designs.

PRODUCT DESIGN AND CREATION



Here at Lokahi, we adapt our creation experiences with the latest technologies.

Using 3D modeling software, we design our boards and paddles thanks to the tireless effort of both our riders and R&D team. The precision of our CNC machines combined with the expertise and know-how of our teams are all assets that allow us to revolutionise little by little the SUP market.

*Every single board is imagined
and designed so as to meet several
technical criteria*



From maneuverability to stability, each board has specific characteristics allowing the user to make the most of his environment.

Clear pictograms are used to highlight those characteristics:

COMFORT



GLIDE



LIGHTNESS



MANIABILITY



REACTIVITY



SMOOTH



SPEED



STABILITY





6 types of construction form our product lines. Each construction gives each board special properties.

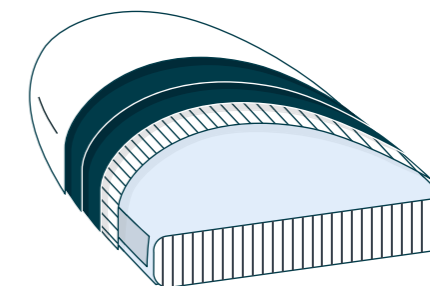
- **Carbone** strats give rigidity and lightweight to Race boards
- The use of **bamboo** in several boards gives them lightness and strength
- **Entry** and **Clear** constructions give strength to the boards and develop a minimal style
- **Honeycomb** construction gives OMBAKS their unique "power flex"
- **Air sandwich dyneema belt** gives to our AIR ranges necessary stiffness for a strength and powerful paddling



A I R

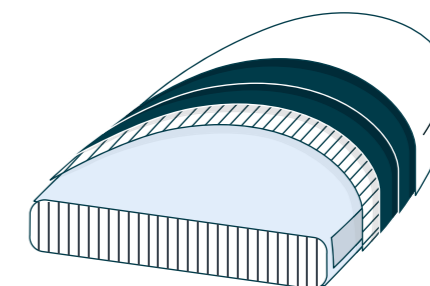
TOP

- Single skin drop stitch fabric
- 900gr/m² PVC (sublimated fabric stringer)
- 900gr/m² PVC (sublimated fabric stringer)
- ◌ Uni directional dyneema sandwich belt



BOTTOM

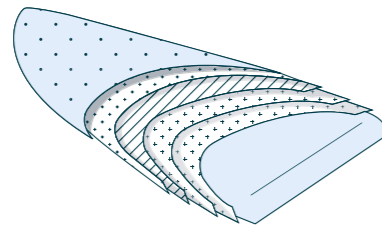
- ◌ Uni directional dyneema sandwich belt
- 900gr/m² PVC (sublimated fabric stringer)
- 900gr/m² PVC (sublimated fabric stringer)
- Single skin drop stitch fabric



ENTRY

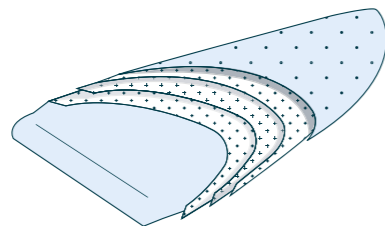
TOP

-  Fiber glass
-  Wood patch
-  Fiber glass
-  Fiber glass



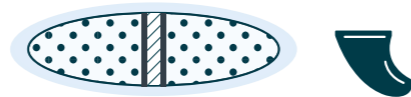
BOTTOM

-  Fiber glass
-  Fiber glass
-  Fiber glass



BASE

-  EPS FOAM
-  Wood stringer
-  PVC bloc for fins







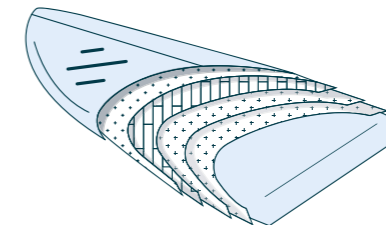
FINISH

-  Sand finish

BAMBOO

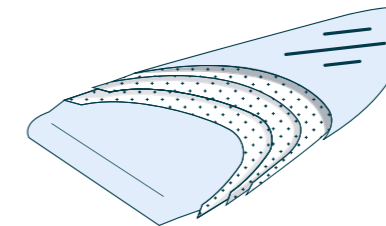
TOP

-  Fiber glass
-  Bamboo
-  Fiber glass
-  Fiber glass





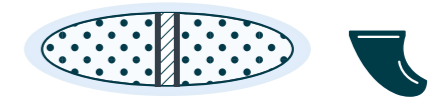
BOTTOM

-  Fiber glass
-  Fiber glass
-  Fiber glass




BASE

-  EPS FOAM
-  Wood stringer
-  PVC bloc for fins







FINISH

-  Gloss polish finish


OMBAK

BASE

-  EPS FOAM
-  PVC stringer
-  PVC bloc for fins

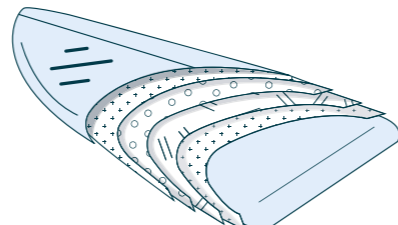


FINISH




-  Gloss polish finish

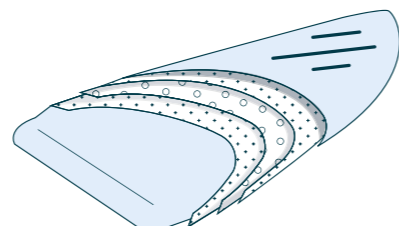
TOP

-  Fiber glass
-  Honeycomb sandwich
-  Glass patch
-  Fiber glass




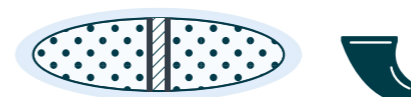
BOTTOM

-  Fiber glass
-  Honeycomb sandwich
-  Fiber glass



BASE

-  EPS FOAM
-  Wood stringer
-  PVC bloc for fins

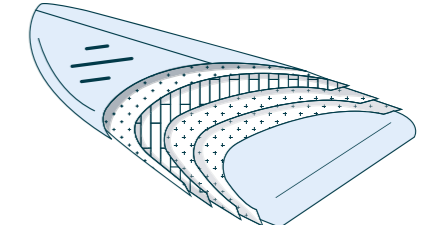


FINISH

-  Gloss polish finish

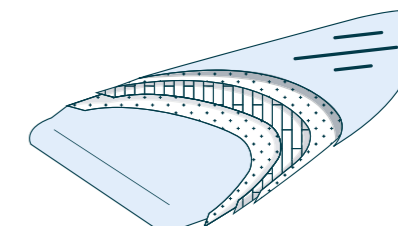
TOP

-  Fiber glass
-  Bamboo sandwich
-  Fiber glass
-  Fiber glass



BOTTOM

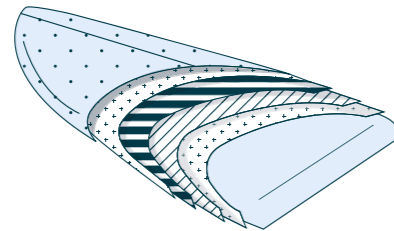
-  Fiber glass
-  Bamboo sandwich
-  Fiber glass



RACE CARBON

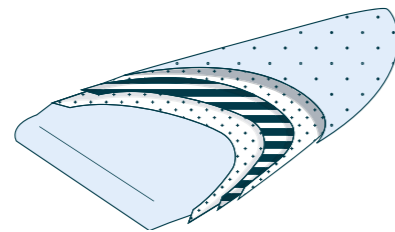
TOP

-  Fiber glass
-  Carbon sandwich
-  Wood patch
-  Fiber glass







BOTTOM

-  Fiber glass
-  Carbon sandwich
-  Fiber glass



BASE

-  EPS FOAM
-  Carbon stringer
-  PVC bloc for fins



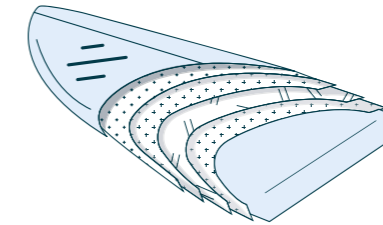
FINISH

-  Sand finish

CLEAR POLISH

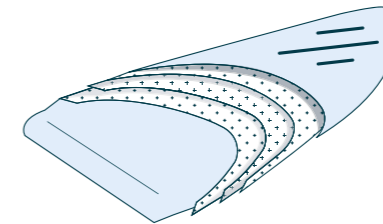
TOP

-  Fiber glass
-  Fiber glass
-  Glass patch
-  Fiber glass



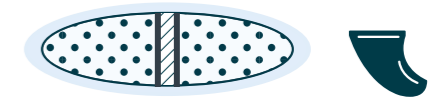
BOTTOM

-  Fiber glass
-  Fiber glass
-  Fiber glass



BASE

-  EPS FOAM
-  Wood stringer
-  PVC bloc for fins







FINISH

-  Gloss polish finish

RACE FIBER

BASE





-  EPS FOAM
-  Carbon stringer
-  PVC bloc for fins

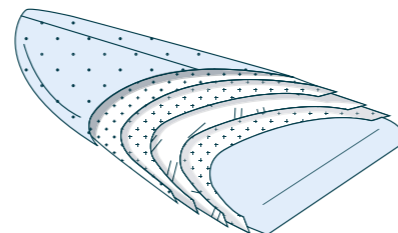


FINISH

-  Sand finish

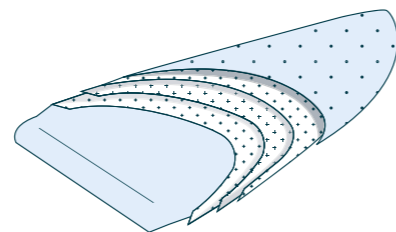
TOP

-  Fiber glass
-  Fiber glass
-  Glass patch
-  Fiber glass






BOTTOM

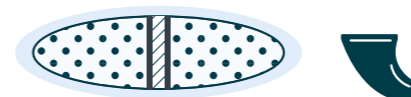
-  Fiber glass
-  Fiber glass
-  Fiber glass



CLEAR SAND

BASE





-  EPS FOAM
-  Wood stringer
-  PVC bloc for fins

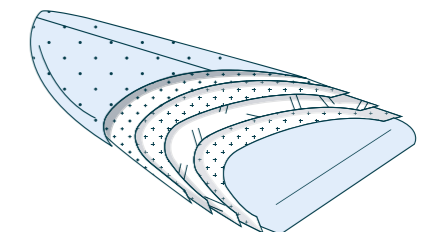


FINISH

-  Sand finish

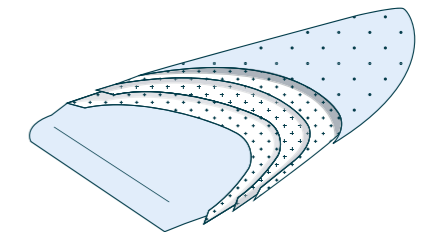
TOP

-  Fiber glass
-  Fiber glass
-  Glass patch
-  Fiber glass



BOTTOM

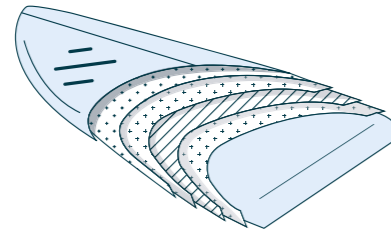
-  Fiber glass
-  Fiber glass
-  Fiber glass



4 WOODS

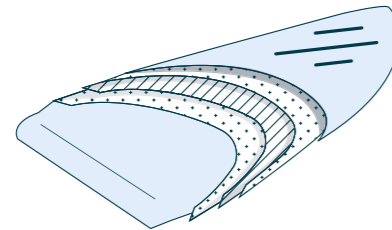
TOP

- Fiber glass
- Fiber glass
- 4 different woods
- Fiber glass



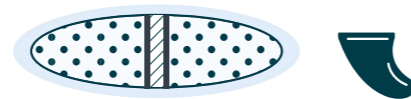
BOTTOM

- Fiber glass
- 4 different woods
- Fiber glass



BASE

- EPS FOAM
- Wood stringer
- PVC bloc for fins



FINISH

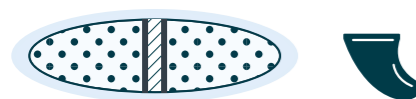
- Gloss polish finish



GUN

BASE

- EPS FOAM
- Wood stringer
- PVC bloc for fins

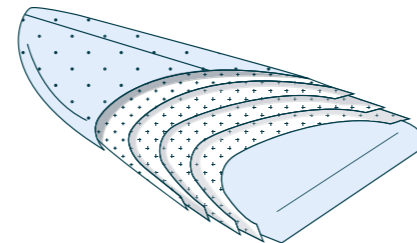


FINISH

- Sand finish

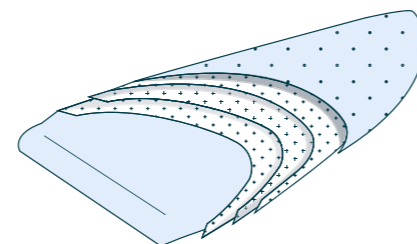
TOP

- Fiber glass
- Fiber glass
- Fiber glass
- Fiber glass PX



BOTTOM

- Fiber glass
- Fiber glass
- Fiber glass



PRODUCT RANGES

Each product range is designed for a specific paddling style: find the board that suits you best!



Discover and explore to the rhythm of the water

For a cruise or to explore, feel free with the Touring range to discover new horizons, and become a true water explorer.



DISCOVER



The ideal range for beginners

The Discover range is ideal to start your new passion. The boards aim at being multifunctional and are designed for one specific purpose: providing you a great surfing experience. With these boards adapted to any situation, you can discover a new sport.



RACE



Push your limits with speed

Race boards are designed for maximum fun in any riding condition. With a high performance in downwind, flat water or beach race, the Race range will push your limits for a more dynamic and physical surf experience.



WAVE



For an unmatched surfing experience

The boards from the Wave range will give you wings: the combination of sport and performance promises unique rides. Whether you prefer having smooth rides in all conditions or if you are keen on new ways of surfing, you will be able to find the board that perfectly fits you.



HARMONY



Inhale, exhale, surf

Harmony boards were specifically intended for yoga usage. Stable and pure, they will provide you with well-being and a feeling of serenity.



DIS-



CO-



VER

*The ideal range
for beginners*

**The Discover range is ideal
to start your new passion.**

The boards are multifunctional and
designed for a specific purpose:
offer you a great surf experience.

Discover a new sport thanks to these
boards fitted for any situation.





AKA CROSSOVER 10'0"

The AKA Crossover is our most polyvalent SUP

The AKA crossover is our most polyvalent SUP. Ranging from little surf, to glide on downwind bumps via the traditional family stroll, the Crossover is the Swiss army knife of SUP. With a very large tail and a round nose, it is now easy to glide, and this in all conditions. A little revolution that shakes up the Allround market!
The aesthetical bamboo structure offers sturdiness and lightness.



SIZES

LENGTH	10'0"
WIDTH	32"1/2
THICKNESS	5"1/4
VOLUME	200 L

SHAPE

- Wide tail
→ **comfort, easy turn and maneuverability while riding**
- Flat deck
→ **more stability**
- Round nose bottom to deep double concave
→ **stability and comfort for an easy glide**
- Soft volume rail and sharp tail
→ **smooth riding and drive through the turns**
- Flat rocker to important nose and tail rocker
→ **more glide and ease in waves or bumps**

FEATURES

- _ Ergo Handle first X
- _ US 6" fin
- _ Future Side fin 4.5" set (2)
- _ Diamond brushed EVA
- _ Diamond Brushed tail kick
- _ Go Pro FCS Plug
- _ 2 leash plugs

CONSTRUCTION

Bamboo — p.17

AKA 9'4"

The AKA 9'4" is a sturdy and lightweight board that is ideal to discover SUP

Designed for beginners, the AKA 9'4" is perfect if you ride waves for the first time. Multifunctional, the AKA 9'4" is suitable for all types of situations.



SIZES

LENGTH	9'4"
WIDTH	32"1/2
THICKNESS	4"3/4
VOLUME	160 L

FEATURES

- _ Ergo Handle first X
- _ US 6" fin
- _ Future Side fin 4.5" set (2)
- _ Diamond brushed EVA
- _ Diamond Brushed tail kick
- _ Go Pro FCS Plug
- _ 2 leash plugs

SHAPE

- Compact outline
→ **more stability and more maneuverability**
- Flat deck
→ **more stability**
- Progressive rocker with single to double concave into a V
→ **easy carve and comfort while surfing**
- Soft rail and sharp tail
→ **smooth riding and drive through the turns**
- Important nose rocker
→ **ease in the waves**

CONSTRUCTION

Bamboo — p.17





AKA AIR 10'2"

A rocking look and a brand new design for even greater versatility




The new AKA AIR 10'2" is the board you need if you want to discover SUP freely. Have a smooth ride in an exciting new dimension of enjoyment!

With our new Sandwich Dyneema Belt construction, the dyneema compression on the deck and the bottom reduces by 20% the weight of the board, for a 30% increase in rigidity.

A new revolution in the inflatable market! The AKA Air is delivered with a backpack with wheels for easy transporting, which makes it the perfect weapon to broaden your horizons and experiences with your family.



SHAPE

-  Round tail
→ **easy control**
-  Flat rocker to important nose rocker
→ **more glide and ease in waves or bumps**
-  Round nose
→ **stable and smooth**

Board bag & double action pump



SIZES

LENGTH	10'2"
WIDTH	33"
THICKNESS	5"

FEATURES

- _ Neo handle
- _ 2 fix side fins
- _ Center US 7.5" fin
- _ D-ring for foot leash
- _ Adjustable bungee, tail and nose
- _ Repair kit

CONSTRUCTION

Air — p.15

AKA AIR CROSSOVER 12'6"

The New AIR CROSSOVER 12'6" has been designed both for exploration and family trips



Whether alone or with family, discover new sensations of glide and change your ways of seeing landscapes with the AKA CROSSOVER.

With our new Sandwich Dyneema Belt construction, the dyneema compression on the deck and the bottom reduces by 20% the weight of the board, for a 30% increase in rigidity. A genuine revolution in the inflatable market!

The AKA Air is delivered with a wheeled-backpack for easy transporting. Bring out the water explorer in you!




SIZES

LENGTH	12'6"
WIDTH	30"
THICKNESS	6"

FEATURES

- _ Neo handle
- _ Center US 9" Touring
- _ D-ring for foot leash
- _ Adjustable bungee, tail and nose
- _ Repair kit

SHAPE

-  Wide tail
→ **more stability and turns feel easy**
-  Flat rocker to important nose rocker
→ **more glide and a facility to ride bumps**
-  Thickness on rail
→ **more stability and possibility to carry bags**

CONSTRUCTION

Air — p.15

Board bag & double action pump





ENTRY

9'4" / 10'0" / 10'6"

ENTRY is a multifunctional product range intended for occasional use

Stable and easy to carry, ENTRY boards can be used in a wide variety of situations. Whether with family or friends, for a cruise or a first ride, ENTRY provides control and thrills for your first waves.






The 9'4" and 10' have a multifunctional design, are easy to carry and ready to use. Due to its size, the 10'6" gives you more stability for a peaceful learning experience.



SIZES

	9'4"	10'0"	10'6"
LENGTH	9'4"	10'0"	10'6"
WIDTH	32" 1/2	32"	32" 1/2
THICKNESS	4" 3/4	4" 7/8	5" 1/8
VOLUME	160 L	190 L	205 L

SHAPE

-  Compact outline
→ **more stability and more maneuverability**
-  Flat deck
→ **more stability**
-  Progressive rocker with Single to double concave into a V
→ **comfort while surfing**
-  Soft rail and sharp tail
→ **smooth riding and drive through the turns**
-  Important nose rocker
→ **facility to ride waves**

FEATURES

- _ Ergo Handle first X
- _ US 7.5" fin
- _ Future Side fin 4.5" set (2) plastic
- _ Diamond brushed EVA
- _ Diamond Brushed tail kick
- _ Go Pro FCS Plug
- _ 2 leash plugs

CONSTRUCTION

Entry — p.16



ENTRY CROSSOVER

10'0"



The ENTRY CROSSOVER 10'0" is a hybrid between a racing board and an all-around "classic"

From small surf to glides to bumps to downwind to family outings, the CROSSOVER is the Swiss army knife of SUP. Simple and resistant, the ENTRY CROSSOVER 10'0" is lots of fun but also gives you serenity from the moment you step on the board.





SIZES

LENGTH	10'0"
WIDTH	32" 1/2
THICKNESS	5" 1/1
VOLUME	200 L

FEATURES

- _ Ergo Handle first X
- _ US 7.5" fin
- _ Future Side fin 4.5" set (2) plastic
- _ Diamond brushed EVA
- _ Diamond Brushed tail kick
- _ Go Pro FCS Plug
- _ 2 leash plugs

SHAPE

-  Wide tail
→ **comfort, easy turn and maneuverability while riding**
-  Flat deck
→ **more stability**
-  Round nose bottom to deep double concave
→ **stability and comfort for an easy glide**
-  Soft volum rail and sharp tail
→ **smooth riding and drive through the turns**
- Flat rocker to important nose and tail rocker
→ **more glide and ease in waves or bump**

CONSTRUCTION

Entry — p.16



M A R E S A I R 1 0 ' 4 "



MARES 10'4" is the best board to discover SUP in a free and serene way




You will be able to have a smooth ride and to enjoy a new dimension of pleasure. With our new Sandwich Dyneema Belt construction, the dyneema compression on the deck and the bottom reduces by 20% the weight of the board, for a 30% increase in rigidity. A genuine revolution in the inflatable market!



SIZES

LENGTH	10'4"
WIDTH	32"
THICKNESS	5"

SHAPE

-  Round tail
→ **easy control**
-  Flat rocker to important nose rocker
→ **more glide and ease in waves or bumps**
-  Round nose
→ **stable and smooth**

Board bag & double action pump



M A R E S A I R 1 2 ' 6 "



The MARES 12'6" has been designed both for exploration and family walks

Whether alone or with family, discover new sensations of glide and change your ways of seeing landscapes with the AKA CROSSOVER. With our new Sandwich Dyneema Belt construction, the compression on the deck and the bottom reduces by 20% the weight of the board, for a 30% increase in rigidity. A genuine revolution in the inflatable market!




SIZES

LENGTH	12'6"
WIDTH	29"
THICKNESS	6"

FEATURES

- _ Neo handle
- _ Center US 7.5" fin
- _ D-ring for foot leash
- _ Adjustable bungee on tail
- _ Repair kit

SHAPE

-  Wide tail
→ **more stability and turns feel easy**
-  Flat rocker to important nose rocker
→ **more glide and a facility to ride bumps**
-  Thickness on rail
→ **more stability and possibility to carry bags**

CONSTRUCTION

Air — p.15

Board bag & double action pump



ALSO AVAILABLE FOR DISCOVER

LONG WOOD 10'3"



PAGE 50

TRAK GIRL 8'6"



PAGE 63



WA -



VE



*For an unmatched
surfing experience*

The Wave range's boards will give you wings: the combination of sport and performance promises unique rides.

Whether you prefer having smooth rides in all conditions or if you are keen on new ways of surfing, you will be able to find the board that perfectly fits you.

CONCEPT

7'3" / 7'9" / 8'3"



Freshly released last year, the CONCEPT is a revolution in the world of stand up paddles

With its straight outline, its wide tail and narrow width, the CONCEPT has an insane drive without any speed loss. Light on the water, the CONCEPT gives you maximum speed: its simple concave design paired with an air channel lets you maneuver without losing any speed.

Available for all, the CONCEPT is an excellent board for if you want to improve your technique.

Even more DRIVE - CONCEPT's promise for 2016!



SIZES

	7'3"	7'9"	8'3"
LENGTH	7'3"	7'9"	8'3"
WIDTH	25"	27"	28"
THICKNESS	3"3/4	4"	4"1/4
VOLUME	85 L	105 L	126 L

FEATURES

- _ Ergo Handle first X
- _ Future Quad fin 4.5"/3" set (4)
- _ Diamond brushed EVA
- _ Diamond Brushed tail kick
- _ Go Pro FCS Plug
- _ 2 leash plugs

SHAPE



Straight and narrow outline
→ **more speed and drive**



Diamond nose-shorter board
→ **better maneuverability, more control and stability**



Wide tail
→ **more power on the back foot for a better control, maintains speed**



Flat deck
→ **more stability**



Deep single concave
→ **better drive and more speed**



Nose Channels and a single concave
→ **air ventury for more speed and light feeling on wave**



Thin and sharpe rail on tail
→ **better dive while maintaining speed in hollow waves**



Flater rocker with high nose kick
→ **more speed and easy control on small waves**

CONSTRUCTION

Bamboo sandwich — p.17

7'3 / 7'9 are also available in Clear Polish — p.19



CUSTOM PRO LONG WOOD

9'3" / 10'3"

The CUSTOM PRO LONG is the board coming closest to a longboard riding style

Want a true longboard feel? The CUSTOM PRO LONG is a thin board with a progressive rocker which helps riding waves more easily. Its round nose and simple concave structure has been designed to make NOSE RIDES easier.

Thanks to their thin and stretched out rails, the CUSTOM PRO goes from rail to rail with delicacy and simplicity.






Its wooden structure will definitely ring out the purest in you!



SIZES

LENGTH	9'3"	10'3"
WIDTH	28"	29"1/2"
THICKNESS	3"7/8	3"7/8
VOLUME	110 L	130 L

SHAPE

-  Longboard outline
→ **ease to catch wave, control while surfing**
-  Deep single concave on nose
→ **control and speed on nose riding**
-  Thin and sharpe rail on tail
→ **better drive and control**
-  Flat rocker
→ **better speed and performance on nose riding**
-  Round pine tail
→ **drive, speed and control**

FEATURES

- _ Ergo Handle first X
- _ Optional Thruster or quad fins
- _ Go Pro FCS Plug
- _ 2 leash plugs
- _ Wood block on nose and tail

CONSTRUCTION

4 Woods — p.20

CUSTOM PRO

7'4" / 7'11" / 8'4" / 8'11"

The CUSTOM PRO range is considered as one today's best surfboards

Delivering truly sensational shortboards, the CUSTOM PRO range is intended for experienced riders looking for a board being both fast and maneuverable. Wanna ride inside a tube? Custom pro boards are designed to adapt to the most extreme conditions.



SIZES

LENGTH	7'4"	7'11"	8'4"	8'11"
WIDTH	26"	26"3/4"	27"7/8"	29"
THICKNESS	3"3/4"	3"3/4"	4"5/16"	4"1/2"
VOLUME	80 L	88 L	106 L	123 L








FEATURES

- _ Ergo Handle first X
- _ Optional Thruster or quad fins
- _ Go Pro FCS Plug
- _ 2 leash plugs

CONSTRUCTION

Clear Sand — p.19

SHAPE

-  Shortboard outline
→ **better speed and turns**
-  Flat deck
→ **more stability**
-  Deeper and higher double concave
→ **ease on surf rail to rail, quicker response to turns, gain in speed**
-  Thin and sharpe rail on tail
→ **better dive while maintaining speed in hollow waves**
-  Progressive surf rocker with high kick
→ **more powerful turns**
-  Squash tail
→ **more snappy turn**
-  GlassEPX construction
→ **more comfort in choppy conditions**



CUSTOM PRO LONG 9'3"

The CUSTOM PRO is the board coming closest to a longboard riding style

Want a true longboard feel? The CUSTOM PRO LONG is a thin board with a progressive rocker which eases waves riding. Its round nose and simple concave structure is designed to facilitate nose rides.

Thanks to their thin and stretched out rails, the CUSTOM PRO goes from rail to rail with delicacy and simplicity.



SHAPE

-  Mini mal outline
→ **facility in catching waves, control while surfing**
-  Single to double concave to V on bottom
→ **easy carve and comfort while surfing**
- Really thin and sharp rail on tail
- Progressive rocker
-  Round tail
→ **better drive and control**

SIZES

LENGTH	9'3"
WIDTH	28"
THICKNESS	3"7/8
VOLUME	110 L

FEATURES

- _ Ergo Handle first X
- _ Optional Thruster or quad fins
- _ Go Pro FCS Plug
- _ 2 leash plugs

CONSTRUCTION

Clear Sand — p.19

CUSTOM PRO LONG GIRL 9'6"

The CUSTOM PRO is the board coming closest to longboard riding style

Want a true longboard feel? The CUSTOM PRO LONG is a thin board with a progressive rocker which eases waves riding. Its round nose and simple concave structure is designed to facilitate nose rides.

Thanks to their thin and stretched out rails, the CUSTOM PRO goes from rail to rail with delicacy and simplicity.

The size of the CUSTOM PRO LONG 9'6" allows a real stability and comfort. Offering a true longboard riding feel on the water, this board has been specifically designed for girls.








SIZES

LENGTH	9'6"
WIDTH	27"1/2
THICKNESS	3"7/8
VOLUME	113 L

FEATURES

- _ Ergo Handle first X
- _ Optional Thruster fins
- _ Go Pro FCS Plug
- _ 2 leash plugs

SHAPE

-  Longboard outline
→ **facility in catching waves, control while surfing**
-  Deep single concave on nose
→ **control and speed on nose riding**
-  Thin and sharp rail on tail
→ **better drive and control**
-  Flater rocker
→ **better speed and performance on nose riding**
-  Small squash tail
→ **drive, control and easy turn**

CONSTRUCTION

Clear Sand — p.19





GUN 9'4" / 10'0" / 10'0"W

The GUN was made for big waves







The GUN reaches its best performance and potential in big waves. Fast and responsive, the GUN pushes your limits in the most extreme conditions. The pin tail at each end of the board gives you maximum speed build-up, and allows you to easily ride big waves.



SIZES

	9'4"	10'0"	10' 0"W
LENGTH	9'4"	10'0"	10' 0"W
WIDTH	26"1/2	26"1/2	27"7/8
THICKNESS	4"1/4	4"1/4	4"1/4
VOLUME	103 L	110 L	120 L

SHAPE

-  Flat and volume deck
→ **more stability and volume for a better speed to catch waves**
-  Deeper and higher double concave
→ **ease and rapidity on surf rail to rail, gain of speed and control**
-  High sharp rail
→ **better dive in high speed**
-  Progressive low rocker with high kick and nose rocker
→ **more speed and control in high speed**
-  Pine tail
→ **more speed and control**
-  Glass EPX construction
→ **comfort in choppy conditions**

FEATURES

- _ Ergo Handle first X
- _ Optional Thruster or quad fins
- _ Go Pro FCS Plug
- _ 2 leash plugs

CONSTRUCTION

Gun — p.20





OMBAK

7'5" / 8'0" / 8'4" / 8'11"



The Ombak range offers a genuine surfing experience

The Ombak range is a substantial technical feat: their honeycomb structure gives the board the flexibility required to achieve optimal accelerations on the waves.

Suited for all types of waves, Ombak boards are designed to facilitate speed build-up.

SIZES

LENGTH	7'5"	8'0"	8'4"	8'11"
WIDTH	25"5/16	27"1/4	29"	29"3/4
THICKNESS	3"5/8	3"5/8	4"1/8	4"1/4
VOLUME	78 L	88 L	110 L	125 L

FEATURES

- _ Ergo Handle first X
- _ Future Thruster fin 4.5" set (3)
- _ Diamond brushed EVA
- _ Diamond Brushed tail kick
- _ Go Pro FCS Plug
- _ 2 leash plugs

CONSTRUCTION

Ombak — p.16

SHAPE

-  Shortboard outline
→ **better speed and turn**
-  Wider nose
→ **facility in catching waves and stability on beach breaks**
-  Flat deck
→ **more stability**
-  Deeper and higher double concave
→ **ease on surf rail to rail, better drive**
-  Thin and sharp rail on tail
→ **better dive while maintaining speed in hollow waves**
-  Progressive surf rocker
→ **better drive and control**
-  Squash tail
→ **more snappy turn**
-  Honeycomb construction
→ **better response, light weight**





TRAK 7'6" / 8'6"



TRAK boards are specifically designed for beach breaks







The TRAK board distinguishes itself with its compact shape and small size. With a small rocker and big width, the 7'6" glides like a rocket on small and medium waves. With its medium LENGTH board, the 8'6" is nice for cruising and has shown to be impressive in ideal conditions.



SIZES

LENGTH	7'6"	8'6"
WIDTH	29"3/4	31"
THICKNESS	4"3/8	4"5/8
VOLUME	110 L	132 L

SHAPE

-  Compact outline
→ **more stability and more maneuverability**
-  Flat deck
→ **more stability**
-  Progressive rocker with single to double concave into a V
→ **easy carve and comfort while surfing**
-  Soft rail and sharp tail
→ **smooth riding and drive through the turns**
-  Important nose rocker
→ **ease in the waves**
-  Round tail
→ **smooth curve**

FEATURES

- _ Ergo Handle first X
- _ Future Thruster fin 4.5" set (3)
- _ Diamond brushed EVA
- _ Diamond Brushed tail kick
- _ Go Pro FCS Plug
- _ 2 leash plugs

CONSTRUCTION

Bamboo sandwich — p.17

TRAK GIRL 8'6"



The TRAK GIRL is a lightweight and compact board

Easy to maneuverability and drive, the TRAK GIRL 8'6" has been identified as the board adapted for girls. Comfy on the waves and for cruising, the TRAK GIRL is an intermediate multifunctional board.







SIZES

LENGTH	8'6"
WIDTH	31"
THICKNESS	4"5/8
VOLUME	132 L

FEATURES

- _ Ergo Handle first X
- _ Future Thruster fin 4.5" set (3)
- _ Diamond brushed EVA
- _ Diamond Brushed tail kick
- _ Go Pro FCS Plug
- _ 2 leash plugs

SHAPE

-  Compact outline
→ **more stability and more maneuverability**
-  Flat deck
→ **more stability**
-  Progressive rocker with Single to double concave into a V
→ **easy carve and comfort while surfing**
-  Soft rail and sharp tail
→ **smooth riding and drive through the turns**
-  Important nose rocker
→ **ease in the waves**
-  Round tail
→ **smooth curve**

CONSTRUCTION

Bamboo sandwich — p.17





TOU-



*Discover and explore
to the rythm of the water*

For a cruise or to explore, feel free with the
Touring range to discover new horizons, and
become a true water explorer.



RING

RIO TOURING 12'6"

**100% Touring oriented,
the RIO 12'6" is the board that can be adapted
to any excursion**

The RIO range has been designed to pick up cruising speed.







Easy to carry, the RIO 12'6" makes it easy to stock equipment on its deck. Lighter and more solid than other touring boards, the RIO TOURING 12'6" is the board for new explorers.



SIZES

LENGTH	12'6"
WIDTH	30"1/2
VOLUME	250 L

SHAPE

-  Round nose bottom
→ **better glide and better choppy water absorber**
-  Deep double concave
→ **less water drain, stability**
-  Flat deck
→ **more stability**
-  Flat rocker to high nose rocker
→ **more speed and comfort in choppy conditions**
-  Smooth to sharp rail
→ **straight drive and stability**
-  Diamond tail
→ **smooth drive**

FEATURES

- _ Features
- _ Ergo Handle first X
- _ US 6" fin
- _ Bundgee on nose
- _ Bundgee net attached
- _ Diamond brushed EVA
- _ Go Pro FCS Plug
- _ 2 leash plugs

CONSTRUCTION

Bamboo sandwich — p.17

Also available in Entry — p.16





DREAM DW 15'0"



*The DREAM DW board is a speed demon:
a true surf board for a better glide on open ocean!*

Boards have a large rocker designed to increase comfort and accessibility in heavy swells.







The DREAM DW range gives new opportunities to riders looking for pure sensations of glide ! Boards are comfortable and enjoyable, and you will spend unforgettable moments with your friends while touring.



SIZES

LENGTH	15'0"
WIDTH	25"7/16
THICKNESS	5"

SHAPE

-  Round nose bottom
→ **better glide**
-  Double concave to V
→ **smooth ride and easy control**
-  Flat deck
→ **more stability**
-  Flat progressive rocker to high nose rocker
→ **fast and smooth surf with less dive on bumps and swells**
-  Soft to sharp rail
→ **smooth control and drive with surf control**
-  Pine tail
→ **less drag and more speed**

FEATURES

- _ 1 Rescue T handle
- _ OPTIONAL US 6" fin
- _ Diamond Brushed tail kick
- _ Go Pro FCS Plug
- _ 2 leash plugs

CONSTRUCTION

Clear sand — p.19



ALSO AVAILABLE FOR TOURING

ENTRY CROSSOVER 10'0"



PAGE 37

AKA CROSSOVER 10'0"




PAGE 28

CANOA ENTRY 12'6"



PAGE 80



RA-



CE



*Let the speed
push your limits*



Race boards are designed for maximum fun in any riding condition.

With a high performance in downwind, flat water or beach race, the Race range will push your limits for an always more dynamic and physical surf experience.



CANOA BR ENTRY

28"

The CANOA ENTRY BR is an efficient board made for riders who want to discover the racing universe

With its dynamic *surf style*, the CANOA ENTRY Beach Race will surprise you: it is appropriate both if you want to relax during a cruise, and if you want to pick up top speeds during races.



SIZES

LENGTH	12'6"
WIDTH	28"

FEATURES

- _ 2 Rescue T handle
- _ Optional US 6" BR fin
- _ Diamond brushed EVA
- _ Diamond Brushed tail kick
- _ 2 leash plugs

CONSTRUCTION

Entry — p.16

SHAPE

- Round bottom nose
→ **better glide and better choppy water absorber**
- Flat bottom with light single concave
→ **fastest on water**
- Flat deck
→ **more stability**
- Flat rocker to nose rocker and kick on tail
→ **more speed , better acceleration, less drag**
- Smooth to shart rail
→ **straight drive and stability**
- Volume on nose
→ **better glide and speed on bumps and downwind**
- Volume on tail
→ **faster acceleration, better turn**
- Kick on tail
→ **more control and less drag**

CANOA BR

24" / 26"

Based on multifunctionality and performance, CANOA BR boards manage to become and remain leaders on all kinds of water surfaces and conditions

Its volume proportions and rocker make it a board able to accelerate on flat zone and easy to maneuver in windy beach breaks!

A winning asset you can also have fun with, and this in any situation!



SIZES

LENGTH	12'6"	12'6"
WIDTH	24"	26"

FEATURES

- _ 3 Rescue T handle
- _ OPTIONAL US 6" fin
- _ Diamond Brushed tail kick
- _ Diamond brushed EVA
- _ GPS Attached
- _ Go Pro FCS Plug
- _ 2 leash plugs

CONSTRUCTION

Race carbon — p.18

Also available in Clear Sand — p.19

SHAPE

- Round bottom nose
→ **better glide and better choppy water absorber**
- Flat bottom with light single concave
→ **fastest on water**
- Flat deck
→ **more stability**
- Flat rocker to nose rocker and kick on tail
→ **more speed , better acceleration, less drag**
- Smooth to shart rail
→ **straight drive and stability**
- Volume on nose
→ **better glide and speed on bumps and downwind**
- Volume on tail
→ **faster acceleration, better turn**
- Kick on tail
→ **more control and less drag**





CANOA FW 23" / 25"



The CANOA RACE FW was designed to win!

With its racy curves and polished bows, the CANOA RACE will give you the opportunity to live unmatched glides and accelerations.







A whole new universe for performance and competitions!



SIZES

LENGTH	12'6"	14'0"	14'0"
WIDTH	23"75	23"	25"

SHAPE

-  V rounded bottom nose
→ **better glide and powerful acceleration**
-  Flat bottom with light single concave
→ **faster on water**
-  Flat deck
→ **more stability**
-  Flat rocker to nose rocker and kick on tail
→ **more speed, better acceleration, less drag**
-  Smooth to sharp rail
→ **straight drive and stability**
-  Volume on nose
→ **better glide and speed on bumps and downwind**

FEATURES

- _ 3 Rescue T handle
- _ OPTIONAL US 6" fin
- _ Diamond Brushed tail kick
- _ Diamond brushed EVA
- _ GPS Attached
- _ Go Pro FCS Plug
- _ 2 leash plugs

CONSTRUCTION

Race carbon — p.18

CANOA DW 24" / 26"



The CANOA RACE DW is designed from light to storm downwind conditions

Suited for any condition, CANOA DW boards offer amazing glides and a high resistance to bumps in choppy waters.

Their round bottom noses and wide nose rockers make it easier to resist bumps while maintaining the speed up.

Expert in acceleration, the CANOA RACE DW is the board you need if you are the leader of the group, if you compete, and of course, if you want to have fun!

SIZES

LENGTH	14'0"	14'0"
WIDTH	24"	26"1/2

FEATURES

- _ 3 Rescue T handle
- _ US 6" fin
- _ Diamond Brushed tail kick
- _ Diamond brushed EVA
- _ GPS Attached
- _ Go Pro FCS Plug
- _ 2 leash plugs

CONSTRUCTION

Race carbon — p.18

SHAPE

-  Round nose bottom
→ **better glide and better choppy water absorber**
-  Flat bottom with light single concave
→ **faster on water**
-  Flat deck
→ **more stability**
-  Flat rocker to high nose rocker
→ **more speed and confort on bumps and waves**
-  Smooth to sharp rail
→ **straight drive and stability**
-  Volume on nose
→ **better glide, speed on bumps and downwind**
-  Volume on tail
→ **faster acceleration, better turn**
-  Kick on tail
→ **more control and less drag**
-  Wide nose
→ **more control and less dive on bump**





DREAM DW 14'0" / 15'0"

*The DREAM DW board is a speed demon:
a true surf board for a better glide on open ocean!*

Boards have a large rocker designed to increase comfort and accessibility in heavy swells.







The DREAM DW range gives riders looking for pure sensations of glide new opportunities! Boards are comfortable and enjoyable, and you will spend unforgettable moments with your friends while touring.



SIZES

LENGTH	14'0"	15'0"
WIDTH	25"1/4	25"7/16
THICKNESS	4"5/8	5"

SHAPE

-  Round nose bottom
→ **better feeling during the glide**
-  Double concave to V
→ **smooth ride and easy control**
-  Flat deck
→ **more stability**
-  Flat progressive rocker to high nose rocker
→ **fast and smooth surf with less dive on bump and swell**
-  Soft to sharp rail
→ **smooth control and drive with surf control**
-  Pine tail
→ **less drag and more speed**

FEATURES

- _ 1 Rescue T handle
- _ OPTIONAL US 6" fin
- _ Diamond Brushed tail kick
- _ Go Pro FCS Plug
- _ 2 leash plugs

CONSTRUCTION

Clear sand — p.19



HAR-



MO-



NY



Inhale, exhale, surf

Harmony boards were specifically intended for yoga usage. Stable and pure, they will provide you with well-being and a feeling of serenity.

YOGA 10'4"

The YOGA 10'4" board was specifically designed for relaxed riding





The pad is stretched out on the entire board to give you complete freedom of expression and you'll even be able to do a yoga pose once on the water. Due to its volume, the Yoga has optimal stability and can be used for riding with friends and family.



SIZES

LENGTH	10'4"
WIDTH	35"
THICKNESS	5"
VOLUME	219 L

SHAPE

-  Flat deck
→ **more stability**
-  Round nose and rail channel
→ **chop's absorber and more stability**
-  Soft volum rail and sharp tail
→ **smooth riding and stability rail**
-  Flat rocker
→ **more control and stability**

FEATURES

- _ Ergo Handle first X
- _ US 6" fin
- _ Future Side fin 4.5" set (2)
- _ Brushed EVA 5
- _ Go Pro FCS Plug
- _ 2 leash plugs

CONSTRUCTION


Entry — p.16





PADDLES

LOKAHI PADDLES



Lokahi paddles are premium quality paddles

Lokahi paddles are premium quality paddles specifically designed for stand up paddling and powerful waves.

Each paddle has its own characteristics. Whether it be for kids or adults, for races or relaxation, or for beginners or experts, Lokahi paddles were made to improve your sensations of glide.

50% CARBON



Available in 3 Parts and adjustable

With its average length, the 50% Carbon paddle is a multipurpose paddle for surf, race or touring. Its 8° angle and its deep V provide power, comfort and strock efficiency.

SHAPE

Shaft sanded patch
→ nonskid patch

Spoon
→ improve the entry in water, picking up power with an elasticity while getting out the water

Respond shaft tech
→ increase comfort with a flex respond while getting out the water

ABS RAIL
→ reinforced rails and less aggressive for the board

CONSTRUCTION

HANDLE 75% carbon

SHAFT 50% carbon

BLADE Molded 50% pre-peg carbon 3K

SIZES

SIZE	16" x 7.5"	WEIGHT	640 g
ANGLE	8°	SHAFT Ø	29 mm

100% CARBON

Available in FIX and adjustable

Designed to perform, the 100% Carbon paddle will provide a required return for a powerful stroke, and for a high frequency race and surf.

SHAPE

Spoon
→ improve the entry in water, picking up power with an elasticity while getting out the water

Respond shaft tech
→ increase comfort with a flex respond while getting out the water

ABS RAIL
→ reinforced rails and less aggressive for the board

CONSTRUCTION

HANDLE 100% carbon

SHAFT 100% carbon

BLADE Molded 100% pre-peg carbon 3K

SIZES

SIZE	16" x 7.4"	WEIGHT	475 g
ANGLE	7.2°	SHAFT Ø	23 mm



XT RACE FIX



Available in Fix

Designed for both winning and exploring, the XT RACE FIX is intended for stand up paddlers looking for pure power!

SHAPE

Flat XT

→ **stroke power**

Respond shaft tech

→ **increases comfort with a flex respond while removing the water**

ABS RAIL

→ **reinforced rails and less aggressive for the board**

SIZES

SIZE	17" x 8"	WEIGHT	480 g
ANGLE	8.9°	SHAFT Ø	29 mm

CONSTRUCTION

HANDLE 100% carbon

SHAFT 100% carbon

BLADE Molded 100% pre-peg carbon 3K



GIRLS ADJUSTABLE



Available in Adjustable

Light and easy to handle, GIRL paddle is designed to give suppleness and smoothness to the gestures.

SHAPE

Shaft sanded patch

→ **nonskid patch**

Spoon

→ **improve the entry in water, picking up power with an elasticity while getting out the water**

Respond shaft tech

→ **increase comfort with a flex respond while getting out the water**

ABS RAIL

→ **reinforced rails and less aggressive for the board**

CONSTRUCTION

HANDLE 75% carbon

SHAFT 50% carbon

BLADE Molded 50% pre-peg carbon 3K

SIZES

7.5"	15" x 7.5"	WEIGHT	590 g
ANGLE	8°	SHAFT Ø	23 mm

KIDS ADJUSTABLE

Available in Adjustable

Light and easy to handle, Kids paddles take into account the needs of the youngest.

SHAPE

Shaft sanded patch

→ **nonskid patch**

Spoon

→ **improve the entry in water, picking up power with an elasticity while getting out the water**

Respond shaft tech

→ **increases comfort with a flex respond while getting out the water**

ABS RAIL

→ **reinforced rails and less aggressive for the board**

CONSTRUCTION

HANDLE 75% carbon

SHAFT 50% carbon

BLADE Molded 50% pre-peg carbon 3K

SIZES

SIZE	15" x 7.5"	WEIGHT	590 g
ANGLE	8°	SHAFT Ø	23 mm



ACCESSORIES

LOKAHI ACCESSORIES



Lokahi accessories are premium quality accessories

Lokahi accessories are premium quality accessories specifically designed for stand up paddling and extreme conditions. Every single leash, fin or boardbag is easy to use and effective.

LEASHES

Premium quality leash

Lokahi leashes are premium quality ones specifically designed for stand up paddling and powerful waves.

6', 8' or 9', the three sizes are made of a 9mm diameter urethane chord which ensures an extreme strength and safety.

Lokahi leashes are available in green, red, black, blue, pink and orange.



FIN S



Center US 6"

US 6" is polyvalent and very compact with an adapted angle for beach race offering control and handling for allround SUP!

- _ **Ideal conditions:** Every beach race conditions - but also all round and touring
- _ **Construction:** honeycomb smoked fiber glass
- _ **Color:** orange

Thruster fins

With a large base and a balanced shape, our Thrusters are designed to fit every conditions, and allow polyvalence.

- _ **Ideal conditions:** beach Breaks to point breaks
- _ **Construction:** honeycomb smoked fiber glass
- _ **Colors:** pink, orange



Quad fins

Quad set fins give a full speed and flows in carving.

- _ **Ideal conditions:** every conditions, mostly in critical waves and carves
- _ **Construction:** honeycomb smoked fiber glass
- _ **Colors:** pink, orange



BOARD BAGS

- _ Coffin board bag
- _ 1/4" foam padding
- _ Heat and water resistant material inside

CLASSIC BOARD BAG



SIZES

8' x 28	8'6 x 31
8'3 x 28	10'3 x 32

AIR BOARD BAG

— for Air constructions —



RIDERS

LEO PAUL ETIENNE



GEAR

OMBAK
PADDLE 100% CARBON

World junior surf champion

Native of Guadeloupe, Leo Paul Etienne belongs to the new generation of stand up paddlers (air, fast surf, barrels). As the world junior surf champion, he uses his surf skills to maneuver SUP surf with incredible ease and style!

RECORDS

World Junior Surf Champion
Europe Junior Surf Champion
World Junior Champion, Na Kamakai

YOANN CORNELIS



GEAR

CANOA RACE BR
PADDLE 100% CARBON

Practicing triathlon and surf since childhood, Yoann combines his two passions to become one of the most famous european racers! He is also one of the best french SUP surfer.

RECORD

TOP 4 championship in France 2012 / 2013 / 2014

ALEX ROUYS

GEAR

CUSTOM PRO
PADDLE 100% CARBON

Alex shines in every single water sport: surf, windsurf, kite, and so on. What drives him is to push his limits in races and SUP surf. And actually, he appears to have pretty good rankings...!



RECORDS

SUP Surf New Caledonia Champion 2013 / 2014 / 2015
SUP RACE New Caledonia Champion 2015

OLIVIER GARET

GEAR

CANOA FW
PADDLE 100% CARBON



Oliver is a competitive sport machine! Unpredictable, Olivier can surprise any International SUP Racer on flat water. He's an outstanding competitor.

RECORD

TOP 4 best long racer at France Championship

Y- IAN GOLIS

GEAR

TRAK GIRL 8'6"
GIRL ADJ



With her own girly style in every condition, Y-Ian helps us develop the Lokahi Girl range for lighter and more accessible products.

FRED MORIN



GEAR

TRAK 7'6
PADDLE 100% CARBON

Fred has been a professional surfer and windsurfer for 12 years.

Given his experiences, knowledge and skills in SUP, Fred's precious advices helps us conceiving the LOKAHI products.

ALSO MEMBERS OF OUR TEAM

- _ Paul Devarieux
- _ Hugo Donse
- _ Yanis Maire
- _ Simao Manuel
- _ Ricardo Taveria
- _ Arthur Tudal





LOKAHI

WWW.LOKAHIBOARDS.COM

—

CONTACTS

info@lokahiboards.com

Tel: +33 (0)9 81 93 68 76

—

SAS ONE-KIN

8 rue Guynemer

22190 Plérin

FRANCE

—

Remerciements : Orès Group

© LOKAHI

